

HIGHER EDUCATION MANAGEMENT INFORMATION SYSTEM (HEMIS)  
REPORT OF NILKANTHA MULTIPLE CAMPUS  
2082/83 B.S. (2025/26 A.D.)



Report Submitted by:  
Nilkantha Multiple Campus  
Neelakantha-3, Dhading

Report Submitted to:  
University Grants Commission (UGC) Nepal  
Sanothimi, Bhaktapur  
20<sup>th</sup> Baishakh 2083 (3<sup>rd</sup> May 2026)

HIGHER EDUCATION MANAGEMENT INFORMATION SYSTEM (HEMIS)  
REPORT OF NILKANTHA MULTIPLE CAMPUS 2081/82 B.S. (2024/025 A.D.)

Report Submitted by:  
Nilkantha Multiple Campus  
Neelakantha-3, Dhading

Report Submitted to:  
University Grants Commission (UGC) Nepal  
Sanothimi, Bhaktapur  
20<sup>th</sup> Baishakh 2083 (3<sup>rd</sup> May 2026)

Report published by  
Education Management Information System Committee (EMISC)  
Nilkantha Multiple Campus, Neelakantha-3, Dhading  
Copyright: Nilkantha Multiple Campus, Neelakantha-3, Dhading.

*(Note: The data presented here is live data collected from the Higher Education Management Information System (HEMIS) of the NMC. Please be advised that some of the data is still in the process of being collected and verified, so figures may vary in the future as updates are made.)*



*(Handwritten signature)*



# नीलकण्ठ बहुमुखी क्याम्पस NILKANTHA MULTIPLE CAMPUS

धादिङबेसी, धादिङ, नेपाल/ Dhading Bensi, Dhading, Nepal

स्थापित: वि.सं. २०५७/ Estd. 2000 A.D.

पत्र संख्या (Ref. No.): २०८२/०८३

चलानी नं. (Dis. No.): ३९३



मिति: २०८३/०९/२०


श्रीमान अध्यक्षज्यू,  
विश्वविद्यालय अनुदान आयोग,  
भक्तपुर ।

विषय : HEMIS प्रतिवेदन तथा रकम निकासी सम्बन्धमा ।

उपरोक्त विषयमा विश्वविद्यालय अनुदान आयोगको २०८२ १२ २० गते प्रकाशित सूचना अनुसार NEHEP अन्तर्गत *Extending Digitalization Higher Education DLI 6 Digitalization Performance Grants* का लागि छनोट भएको यस क्याम्पसले HEMIS सम्बन्धी सम्पूर्ण कार्य सम्पन्न गरिएकोले नियमानुसार रकम निकासी गरिदिनुहुन अनुरोध छ ।

संलग्न कागजातहरू

1. Cover Letter for Requesting Grants
2. Campus Published HEMIS Report Digital Copy in Website and send to UGC email
3. Vendor Declaration Form
4. Progress Report on campus Digitalization performance Grants Indicator

  
डा. मुरारी अधिकारी  
क्याम्पस प्रमुख



Progress Report on Campus Digitalization Performance Grants Indicator: Strengthening Web-based HEMIS

Under UGC NEHEP Extending Digitalization of Higher Education (DLI-6)

Date: 2083/01/20

Name of Campuses: Nilkantha Multiple Campus

Address: Neelakantha Municipality-3, Dhading, Nepal

Website Address: nilkanthamc@gmail.com

HEMIS Link: hemis.nilkanthacampus.edu.np

Published HEMIS Report Digital Copy Link in Website hemis.nilkanthacampus.edu.np

Indicator: Strengthening Web-based HEMIS :

Activities: Campus HEMIS establishment with online Data Entry and Reporting as UGC suggested Format:	Status
Has Campus established dynamic full functional website and kept link of HEMIS other useful softwares in website:	Y
Has Campus established web based HEMIS software as UGC suggested Technology, Structure and Guidelines:	Y
Campus HEMIS has standard online Data entry,report structure and compatible software system with UGC HEMIS:	Y
Has Campus HEMIS integrated with University HEMIS to UGC HEMIS system including with provision of online data reportingn automatically	Y
Has Campus completed their recent academic data entry and generating executive reports through HEMIS system and campus HEMIS based onine data reporting to University and UGC HEMIS	Y
Has Campus their HEMIS login credential (Superadmin,Normal user name, password etc)	Y
Has Campus successfully prepared and published HEMIS report based on their HEMIS reporting module and kept in website	Y
Has campus taken their official Website Domain, HEMIS Sub domain	Y
Does data on EMIS system at college matches with data at UGC HEMIS campus factsheet pushed through API (check validation from remote access tools like anydesk, ultraview etc)	Y

Necessary System and Documents Check List:

1. Cover Letter For Requesting Grants

Attached (Y/N)

2.Campus Published HEMIS Report Digital Copy in Website and send to UGC email

data reporting to University and UGC HEMIS.

Prepared By:.....

Verified and Approved By:.....

IT/EMIS Staff

Campus Chief

Name: Mohan Pyakurel

Name: Dr. Murari Adhikari

Position: EMIS Focal Person

Position: Campus Chief

Email: mohan@nilkanthacampus.edu.np

Email: adhikari.murari1@gmail.com

Mobile:no:9851402400

Mobile:no: 9851135610

Signature:.....

Campus Stamp

Signature:.....



*Handwritten signature and initials*

## EXECUTIVE SUMMARY

The report provides a comprehensive overview of Nilkantha Multiple Campus under the Higher Education Management Information System (HEMIS). Established in 2057 B.S. and affiliated with Tribhuvan University, the campus is located in Neelakantha-3, Dhading, Nepal, offering Bachelor's and Master's level programs in Education and Business Studies, specifically B.Ed. and BBS. The HEMIS report, prepared by Nilkantha Multiple Campus and submitted to the University Grants Commission (UGC), aims to digitalize higher education records. As of the reported period, the total student enrollment is 1054, with **740 females and 314 males**. The B.Ed. program has 365 students (282 female, 83 male), while the BBS program has 418 students (284 female, 134 male), BICTE Program has 36 student (14 Female, 22 Male), BA program has 61 student (39 female, 22 male), MBS program has 80 student (54 female, 26 male) and M.Ed. program has 92 Students (65 Female, 27 Male). Overall, the total no of student in bachelor program is 882, Master's Program is 172. The campus has 31 teaching staff (29 male, 2 female) and 9 non-teaching staff (5 male, 3 female), out of them 5 are permanent and rest are contract basis. Regarding Teacher's 4 teachers hold PhD degrees, 4 Teacher's hold M.Phil Degree and others hold Master's Degree.

### Message from Chairman

As the Chairman of the Campus Management Committee of Nilkantha Multiple Campus, I am honored to present this report to the University Grants Commission of Nepal. Our campus, established in 2057 BS (2000 AD), has emerged as a leading institution for higher education in Dhading, dedicated to fostering academic excellence and promoting holistic development among our students.

This report comprehensively details our programs, enrollment statistics, pass rates, and the graduates. With 882 students enrolled in diverse fields such as Education, Management, Humanities, and Social Sciences, we are particularly proud of our significant female representation, reflecting our commitment to gender equality and inclusivity in education.

The recent accreditation from the Quality Assurance and Accreditation body reaffirms our dedication to maintaining high educational standards and continuous improvement. Our campus is not merely an educational institution; it is a vibrant community that nurtures critical thinking, ethical leadership, and social responsibility.

We remain committed to empowering our students to become competent



professionals and responsible citizens. This report is a evidence to our progress and aspirations, and we look forward to your continued support in our mission to make a positive impact on society and the nation.

### **Message from Campus Chief**

As the Campus Chief of Nilkantha Multiple Campus, I am pleased to present this comprehensive report to the University Grants Commission of Nepal. Established in 2057 BS (2000 AD), our institution has consistently aimed to provide quality higher education and foster holistic development among our students. With a current enrollment of 1054 students across diverse programs, including Education, Management, Humanities, and Social Sciences, we are proud of our commitment to academic excellence and inclusivity.

This report highlights our achievements, student demographics, pass rates, graduates, drop-outs etc.. We take pride in our strong female representation across programs, particularly in Education and Management, reflecting our dedication to promoting gender parity. Our recent accreditation by the Quality Assurance and Accreditation body underscores our adherence to high educational standards and continuous improvement.

As we strive to empower our students to become competent professionals and responsible citizens, we remain focused on nurturing critical thinking, creativity, and ethical leadership. This document serves not only as a reflection of our progress but also as a roadmap for our future aspirations. Thank you for your continued support as we advance in our mission to contribute positively to society and the nation.



## ACKNOWLEDGEMENT

The successful preparation of this Higher Education Management Information System (HEMIS) report for Nilkantha Multiple Campus would not have been possible without the support and guidance of several key entities. We would like to express our sincere gratitude to the **University Grants Commission (UGC)** for their directive and guidelines in establishing and implementing the web-based **HEMIS** software. The UGC's initiative towards the digitalization of higher education records has been instrumental in streamlining our data management processes and enhancing our reporting capabilities. I would like to express my sincere gratitude to Mr. Hikmat Rokaya, ICT expert of UGC, for his valuable support in preparing this report. Furthermore, we deeply appreciate the efforts of the developers behind the **HEMIS software**.

While the specific name of **Bimal K.C.** is not mentioned in this report, we acknowledge the crucial role of the entire development team in creating a user-friendly, comprehensive, and secure system as per the UGC's guidelines. Their expertise in designing and implementing this platform has significantly facilitated the digitalization of Nilkantha Multiple Campus's academic and administrative data. This system allows for efficient management of student enrollment, staff records, and other vital information, contributing to more informed decision-making.



*(Handwritten signature)*

## ABBREVIATION

CDN	Content Delivery Network
DERs	Digital Educational Resources
DNF	Digital Nepal Framework
DaaS	Device as a Service
HEMIS	Higher Educational Management Information System
GoN	Government of Nepal
HEIs	Higher Educational Institutions
HEMIS	Higher Education Management Information System
ICT	Information and Communication Technology
IoT	Internet of Things
M&E	Monitoring and Evaluation
MOEST	Ministry of Education, Science and Technology
MOHP	Ministry of Health and Population
MP	Master Plan
NEHEP	Nurturing Excellence in Higher Education Program
NHEP	National Higher Education Program
OER	Open Education Resources
RA	Result Areas
SDGs	Sustainable Development Goals



*[Handwritten signature]*

SOPG	Standards, Operational Policies and Guidelines
SaaS	Software as a Service
TU	Tribhuvan University
UGC	University Grants Commission
VLE	Virtual Learning Environment
VR	Virtual Reality



*[Handwritten signature]*

## Institutional Information

<b>Campus Name:</b>	Nilkantha Multiple Campus
<b>Address:</b>	Neelakantha-3, Dhading
<b>Contact No.:</b>	9851135610
<b>Email:</b>	nilkanthamc@gmail.com
<b>WebsiteURL:</b>	<a href="https://nilkanthacampus.edu.np/">https://nilkanthacampus.edu.np/</a>
<b>Chairperson:</b>	Shambhu Kumar Shrestha
<b>Contact Person:</b>	Dr. Murari Adhikari
<b>Post:</b>	Campus chief
<b>Est. Date:</b>	2057
<b>Affiliation:</b>	Tribhuvan University
<b>Level:</b>	Master and Bachelor
<b>Program:</b>	Master in Management
<b>Subjects:</b>	Education, Business Studies
<b>QAA Accreditation Date:</b>	2077/03/08



*(Handwritten signature)*

## About Reports

This Report has been prepared upon the successful implementation of the project titled **"Establishment and Implementation of Web-Based Higher Education Management Information System (HEMIS) Software"** at **Nilkantha Multiple Campus, Dhading**. The initiative was undertaken in accordance with the directives of the University Grants Commission (UGC) as outlined in its official guideline for the digitalization of higher education institutions.

The primary objective of the UGC is to develop and operationalize a centralized, integrated, and comprehensive web-based HEMIS platform across all constituent and affiliated campuses. This system is designed to be integrated with the central HEMIS infrastructure established at the University Grants Commission (UGC) through respective universities, thereby ensuring seamless data connectivity and centralized oversight.

The HEMIS software deployed at Nilkantha Multiple Campus is a modern, secure, and scalable web-based application that complies with the latest technological standards as prescribed by the UGC. It is a multiuser, multithreaded platform that is user-friendly, dynamic, interoperable, and visually intuitive.

The system facilitates the digital management of vital academic and administrative data, including but not limited to student enrollment, teaching and non-teaching staff details, academic upgrades, and graduation statistics — all disaggregated by academic year, gender, faculty, and educational level. By enabling the efficient collection and analysis of such data, the HEMIS platform supports evidence-based planning, monitoring, and decision-making processes, thereby contributing to improved transparency, accountability, and grant allocation mechanisms at the national level.



*[Handwritten signature]*

## Contents

Institutional Information.....	viii
About Reports .....	ix
SECTION 1: INTRODUCTION .....	12
SECTION 3: STUDENT ENROLLMENT .....	14
3.1 STUDENT ENROLLMENT INFORMATION .....	14
3.2 VARIOUS DATA MANAGEMENT MODULE ON HEMIS.....	14
3.3 SAMPLE STUDENT DATA DETAILS .....	15
3.4 STUDENT ENROLLMENT BY FACULTY AND GENDER.....	16
3.5 TOTAL NUMBER OF STUDENTS BY LEVEL AND GENDER.....	17
.....	17
3.6 TOTAL NUMBER OF STUDENTS BY FACULTY AND ETHNICITY .....	18
3.7. TOTAL NUMBER OF STUDENTS BY PROGRAM AND GENDER.....	19
3.8 TOTAL NUMBER OF STUDENTS BY DISTRICT ETHNICITY AND GENDER.....	20
3.9 NUMBER OF STUDENTS BY PROVINCE .....	21
3.10 TOTAL NUMBER OF STUDENTS ENROLLMENT BY AGE GROUP .....	22
SECTION 4: PASS RATE.....	24
4. TOTAL NUMBER OF STUDENTS PASSED BY PROGRAM & YEAR/ SEMESTER WISE .....	24
SECTION 5: GRADUATES AND DROPOUT INFORMATION .....	25
5.1 TOTAL NUMBER OF GRADUATED STUDENTS .....	25
5.2 GRADUATE STUDENTS COMPRESSIVE PROFILE.....	26
.GRADUATE PROFILE 2077/81 BATCH.....	26
5.3 TOTAL NUMBER OF STUDENTS DROPPING OUT IN THE LAST FIVE FISCAL YEARS .....	27
SECTION 6: GENDER PARITY INDEX (GPI) .....	29
6.1 THE GENDER PARITY INDEX (GPI).....	29
6.2 GPI INDEX OF ENROLLED STUDENTS BY FACULTY AND LEVEL OF NMC .....	29
SECTION 7: PUBLIC FINANCE .....	30
SECTION 8: TEACHING AND NON-TEACHING STAFFS.....	31
8.1 TEACHING AND NON TEACHING STAFF DETAILS BY NAME, POSITION, QUALIFICATION, JOB TYPE, AND APPOINTMENT DETAILS. ....	31
8.2 TOTAL NUMBER OF TEACHER STAFF BY PROGRAM AND GENDER <i>Figure 18: Number of Teacher     Staff by Program and Gender.</i> ....	32
8.3 TOTAL NUMBER OF TEACHERS BY POSITION .....	32



*[Handwritten signature]*

8.4 TEACHING AND NON TEACHING STAFF BY ETHNICITY.....	33
SECTION 9 STUDENT TEACHER RATIO .....	35
SECTION 10: RESENT TRENDS (ENROLLMENT, GRADUATES, PASS RATE, AND FINANCING) .....	36
10.1 STUDENTS' ENROLLMENT TRENDS.....	36
10.2 STUDENTS' GRADUATION TRENDS.....	37
10.3 PASS RATE TRENDS .....	38
SECTION 11: ANNEX SUMMARY ENROLLMENT BY LEVEL, FACULTY, PROGRAM, GENDER, AND CASTE ETHNICITY.....	39



## SECTION 1: INTRODUCTION

Established in 2000 A.D. in Dhading Bensi, the district headquarter of Dhading District, Nilkantha Multiple Campus, a social and non-profitable community based institution, has been imparting quality education to the students of Bachelor's degree to Master's degree in three faculties.. Being the oldest and well-systematized campus in the district and run by the group of highly qualified, experienced, and committed professionals from all over Nepal, it has been running classes in Education, Management and Humanities and Social Sciences streams in Bachelor's Degree. Master's degree program has been running in three subjects: English Education, Nepali Education and Curriculum and Evaluation under Education faculty affiliated to Tribhuvan University, Nepal. The campus has recently introduced M.B.S. program under faculty of management in master's level We have been providing cheap, appropriate and affordable education to all people. It aims to produce skilled human resources that are energetic, dedicated, civilized, sincere and qualified so that they can contribute their life for the development of nation from all perspectives. Since its establishment, this campus has shown excellent result in the examination. It has continuously improved its infrastructures and other physical facilities, levels and disciplines. Recently 31(16 full time and rest are part time) teachers have been teaching here. The campus has been accredited by UGC, Nepal on 8th of Ashadh 2077.

Figure 1:

Fact Sheet Records of HEMIS on NMC HEMIS records of the facts sheet are given in Figure 1.

Source: HEMIS of NMC 2082-83

2083/01/20  
Fact Sheet

**Nilkantha Multiple Campus**  
Naukhantha Municipality-3 Dhading

Mohan Pyakurel

---

**Fact Sheet**

General information of Campus

**Name:** Nilkantha Multiple Campus  
**Address:** Naukhantha Municipality-3 Dhading  
**District:** Dhading  
**Phone:** 010-520369  
**Chief Name:** Nabraj Shrestha  
**Chief Email:** nabraj@nilkanthamultiplecampus.edu.np  
**Contact Email:** 9951402400

Offered Faculty

1. Humanities 2. Educations 3. Management

Levels

1. Bachelor 2. Master

Offered Programs

1. Bachelor's Degree in Business Studies  
 4. Master's Degree in Business Studies  
 7. Master's Degree in Education (Sem)

**University:** 2021 A.D.  
**Province:** Sagmati  
**Local Level:**  
**Email:** nilkanthanic@gmail.com  
**Chief Contact:** 9851197121  
**Contact Person:** Mohan Pyakurel  
**Contact Phone:** mohanyakurel1@gmail.com

2. Bachelor's Degree in Humanities and Social Science  
 5. Master's Degree in Education  
 8. Bachelor's Degree in Humanities

3. Bachelor's Degree in Education  
 6. Master's Degree in Business Studies (sem)  
 9. Bachelor in Information Communication Technology Education

---

**Summary Report of Enrolled Students**

S.No.	Program	Level	Male	Female
1.	Bachelor's Degree in Business Studies	Bachelor	135	284
2.	Bachelor's Degree in Humanities	Bachelor	22	39
3.	Bachelor's Degree in Education	Bachelor	83	283
4.	Bachelor in Information Communication Technology Education	Bachelor	22	14
5.	Master's Degree in Business Studies (sem)	Master	26	54
6.	Master's Degree in Education (Sem)	Master	27	65
<b>Total</b>			<b>315</b>	<b>739</b>

---


**Summary Report of Teaching Staff**

S.No.	Post	Male	Female	Total
1.	Lecture			
2.	Campus Chief	29	3	32
3.	Asst. Campus Chief	1	0	1
4.	Visitor (Teacher)	5	0	5
5.	EMIS Focal Person	1	0	1
	<b>Grand Total</b>	<b>37</b>	<b>3</b>	<b>40</b>

---

**Summary Report of Non-Teaching Staff**

S.No.	Post	Male	Female	Total
1.	Office Helper	0	1	1
	<b>Grand Total</b>	<b>0</b>	<b>1</b>	<b>1</b>



Dhading Bensi  
Dhading  
Estd. 2057

## SECTION 2: PROGRAM, FACULTY, DEPARTMENT

Nilkantha Multiple Campus currently offers six academic programs viz. B.A., BBS, B.Ed. and BICTE in Bachelor level and MBS and M.Ed. in Master level that cater to the interests and career goals of students. All those programs are designed to provide theoretical knowledge as well as practical skills in their respective fields.

*The Table No. 1 below shows the levels, faculties, and programs offered on the campus.*

S.No.	Program Name	Level	Faculty
1	Bachelor in Business Studies (BBS)	Bachelor	Management
2	Bachelor in Education (B.Ed)	Bachelor	Education
3	Bachelor Of Information and Communication Technology Education (BICTE)	Bachelor	Education
4	Bachelor of Arts(B.A)	Bachelor	Humanities and social Sciences
5	Master in Business Studies( MBS)	Master	Management
6	Master in Education (M.Ed.)	Master	Education



*[Handwritten signature]*

## SECTION 3: STUDENT ENROLLMENT

### 3.1 STUDENT ENROLLMENT INFORMATION

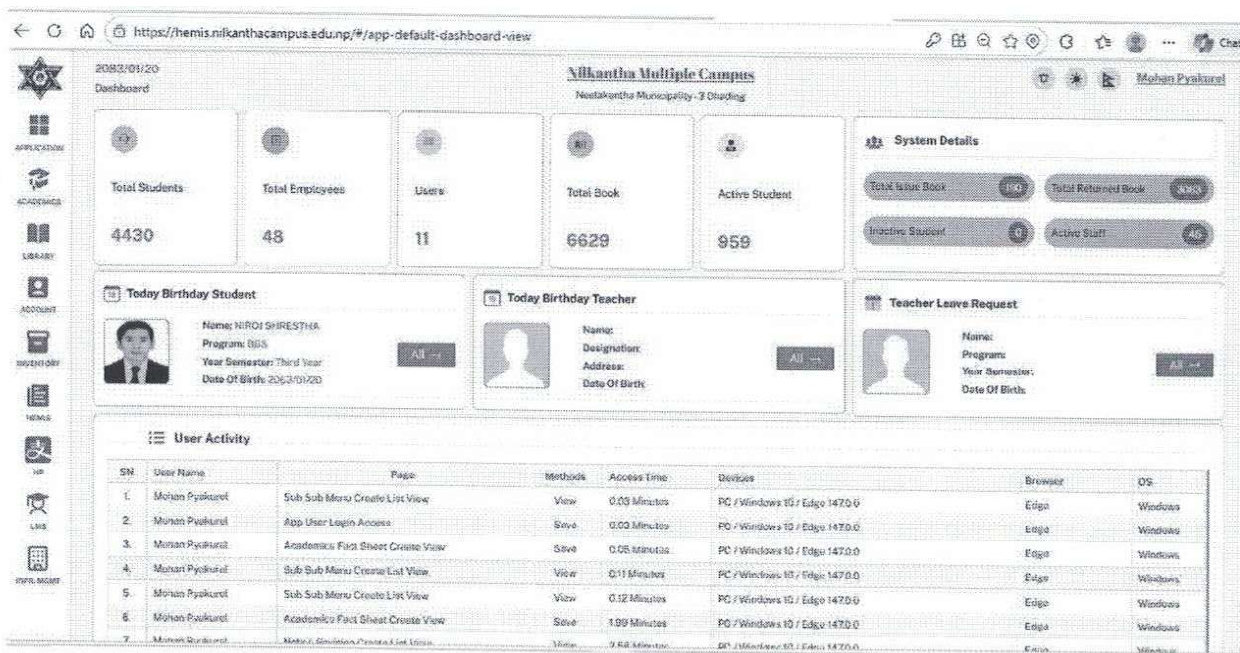
In this section, explain the details about the enrolled students in the last four years in Nilkantha Multiple Campus (NMC), Neelakantha-3, Dhading. Enrolled student categorized by faculty, level, program, and other various parameters.

Student enrollment/registration detail reported by fiscal years (F.Y.)/batch: name (Full), Roll No., district, local level, ethnicity, gender, age, batch year, faculty, level, program, etc., are presented in various HEMIS modules, such as student enrollment details, which show student management.

### 3.2 VARIOUS DATA MANAGEMENT MODULE ON HEMIS

Figure 2 shows the various modules on HEMIS.

Figure 2:  
Various Data Management Modules on HEMIS



Source: HEMIS of NMC 2082-83



### 3.3 SAMPLE STUDENT DATA DETAILS

Figure 3:  
Sample Student Details by Name, Gender, Address, Batch/Year etc.

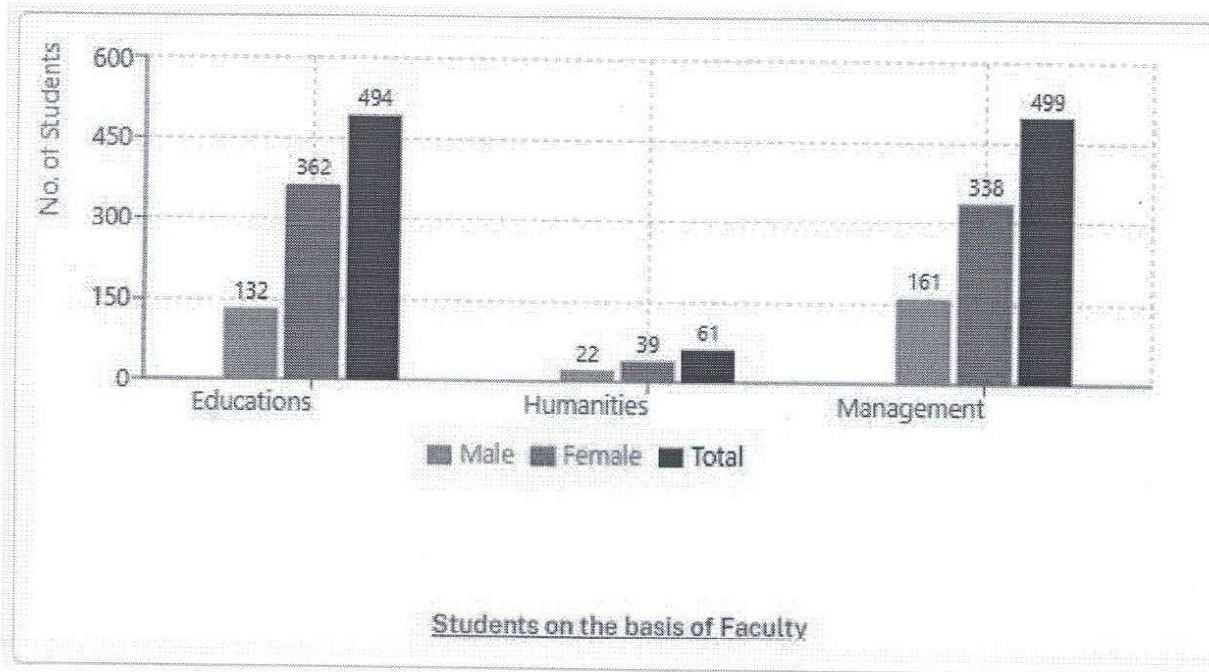
Roll No	Student ID	Full Name	Address	Phone	Father Name	Father Phone	DOB	Email	Gender
1	4059	Isha Gurung	Netrawati Daljong Rural Municipality-5, Dhading	974255707	Jay Bahadur Gurung	9842510528	2051/12/16		Female
2	4055	Sushmita Gubhaju	Nilkantha Municipality-4, Dhading	976172146	Surya Man Gubhaju	9851491500	2052/05/06	Sushmitagubhaju169@gmail.com	Female
3	4071	Selma Shrestha	Netrawati Daljong Rural Municipality-1, Dhading	9843035246	Anwar Man Gubhaju	9843035240	2054/02/29		Female
4	4061	Rojina Thapa	Nilkantha Municipality-12, Dhading	9761635136	Ramkrishna Thapa Chivotri	9841480791	2052/12/09		Female
5	4052	Geha Adhikari	Nilkantha Municipality-12, Dhading	9849849605	Ramesh Adhikari	9880932250	2054/11/15	UjjwalBhadr163@gmail.com	Female
6	4088	Seema Tamang	Jwalamukhi Rural Municipality-2, Dhading	9766480573	Dil Bahadur Tamang	9806281002	2053/05/20	One76143@gmail.com	Female
7	4075	Mudyantra Thapa	Nilkantha Municipality-3, Dhading	9813722024	Manoj Thapa	985185157	2053/05/05		Male
8	4070	Sushe B.K	Trisara Sunatan Rural Municipality-1, Dhading	9766904022	Khat Bahadur B.K	9740812561	2059/01/01	Sushecohy@gmail.com	Female
9	4070	Dipi Shahi	Nilkantha Municipality-4, Dhading	9749972142	Dil Bahadur Shahi	9763604078	2054/09/23	Dipalish689@gmail.com	Female
10	4061	Sunam Lama	Netrawati Daljong Rural Municipality-4, Dhading	9869978148	Niranjan Lama	9800372209	2053/01/09	Nipp5755@gmail.com	Male
11	4086	Sohana Lamwal	Nilkantha Municipality-6, Dhading	9841983798	Hari Krishna Lamwal	9841983798	2053/03/01		Female
12	4088	Sapana Shakyu	Nilkantha Municipality-9, Dhading	9761723896	Bit Bahadur Shakyu	9841280641	2054/12/22		Female
13	4092	Manika Barali	Nilkantha Municipality-6, Dhading	9763699650	Dileep Karki	9763699648	2055/04/29		Female
14	4099	Shakti Devi Ale	Nilkantha Municipality-11, Dhading	9864083965	Dal Bahadur Ale	9864083965	2050/02/11		Female
15	4100	Devala Adhikari	Netrawati Daljong Rural Municipality-2, Dhading	9841861655	Sangvi Adhikari		2054/04/20		Female
16	4108	Rojina Shrestha	Buddhalok Rural Municipality-5, Dhading	9851597114	Balsuram Shrestha		2053/06/06		Female
17	4112	Geetika Gurung	Nilkantha Municipality-4, Dhading	9741986670	Purna Bahadur Gurung	9840213223	2051/01/01	Gouravgurung2008@gmail.com	Female
18	4113	Yashraj Tamang	Khokhobas Rural Municipality-1, Dhading	9862732265	Dil Bahadur Tamang	9862732243	2052/09/01	Sushmita369@gmail.com	Male

Source: HEMIS of NMC 2082-83



### 3.4 STUDENT ENROLLMENT BY FACULTY AND GENDER

Figure 4:  
Student Enrollment by Faculty and Gender.



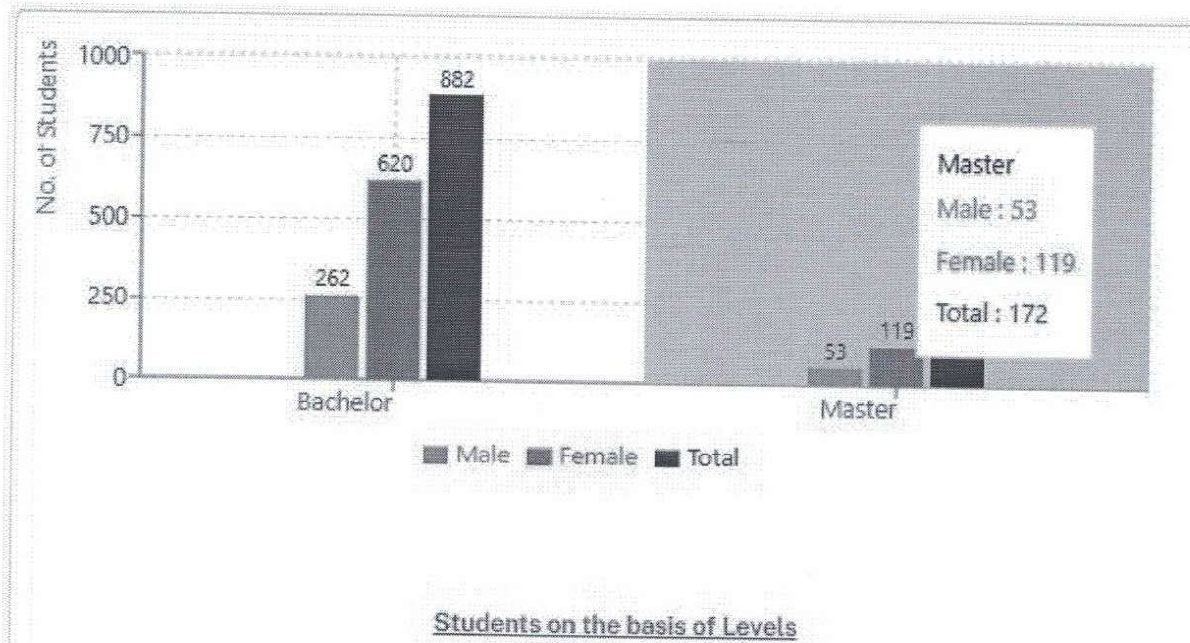
Source: HEMIS of NMC 2082/83

Nilkantha Multiple Campus, affiliated with TU, offers bachelor 's and master -level programs in the Education, Management and Huminites faculties. Of the 499 students in the management program, 161 are male, and 338 are female. In the education program, there are 132 male and 362 female students, for a total of 494 and in the Huminites Faculty there are 12 Male and 39 Female for a total of 61.



### 3.5 TOTAL NUMBER OF STUDENTS BY LEVEL AND GENDER

Figure 5:  
Total Number of Student by Level and Gender



Source: HEMIS of NMC 2082/83

Figure 5 shows the total number of students by level and gender. There are a total of 882 students at the bachelor's level, and 172 students at the master's Level.



### 3.6 TOTAL NUMBER OF STUDENTS BY FACULTY AND ETHNICITY

Figure 6:  
Total Number of students by Faculty, Gender and Ethnicity.

3. Summary of Student Enrollment on each faculty

Year \*  
2082

S.N.	Faculty Name	Gender			Caste																								
		Total	M	F	Total	M	F	O	Total	M	F	O																	
1.	Management	499	161	338	0	0	0	0	43	7	31	0	5	1	4	0	97	38	59	0	251	75	176	0	67	19	48	0	
2.	Humanities	61	22	39	0	0	0	0	9	3	6	0	0	0	0	0	0	3	1	2	0	30	8	22	0	8	3	5	0
3.	Education	494	132	362	0	2	1	1	31	3	23	0	1	1	0	0	51	19	32	0	247	55	192	0	128	42	86	0	
	Grand Total	1054	315	739	0	2	1	1	88	28	60	0	6	2	4	0	151	58	93	0	528	138	390	0	203	64	139	0	

Source: HEMIS of NMC 2082-83

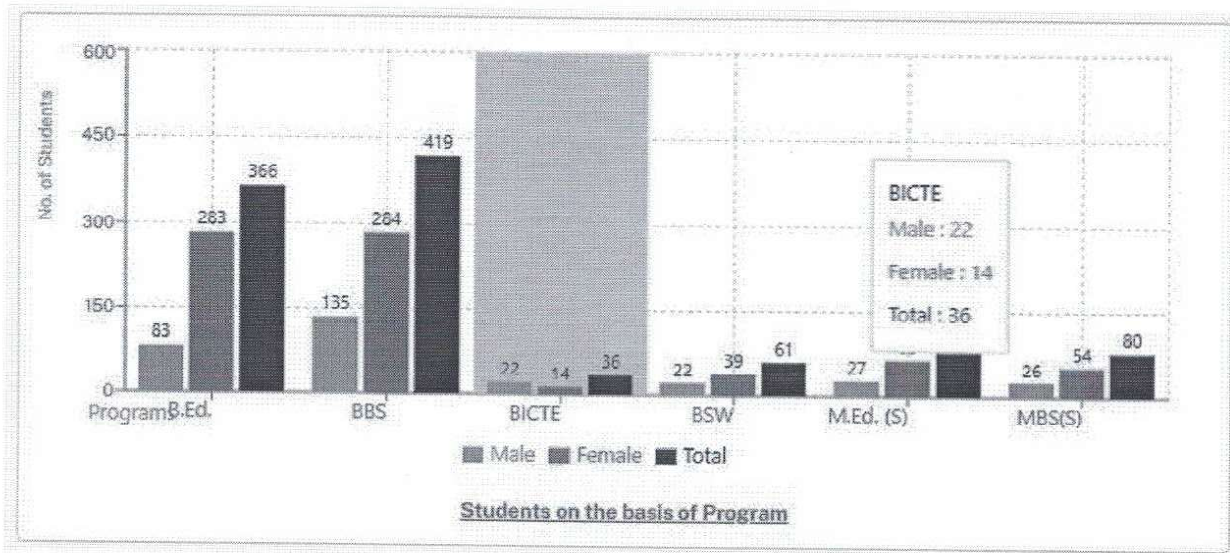
In figure 6, The table presents a summary of student enrollment in different faculties for the academic year 2082. It includes three faculties: Management, Humanities, and Education, with a total enrollment of 1,054 students. Among them, 315 are male and 739 are female, showing that female students outnumber male students significantly. The Management faculty has 499 students, Humanities has 61 students, and Education has 528 students, followed by Chhetri with 203 students, Others with 151 students, Dalits with 88 students, Madhesi with 6 students, and Muslim with 2 students. Overall, the table shows strong female participation in higher education and a diverse representation of different communities.



### 3.7. TOTAL NUMBER OF STUDENTS BY PROGRAM AND GENDER

The total number of students by program and gender shows the following figure.

Figure 7:



Source: HEMIS of NMC 2082-83.

The image shows a bar chart titled “Students on the basis of Program,” comparing the number of male, female, and total students across different academic programs. The programs included are B.Ed., BBS, BICTE, BSW, M.Ed. (S), and MBS. Each program has three bars: blue for male students, red for female students, and a darker bar representing the total number of students.

From the chart, BBS has the highest total enrollment with 419 students, followed by B.Ed. with 366 students. In both programs, female students significantly outnumber male students. BICTE has a much smaller number of students, with a total of 36 (22 males and 14 females). Similarly, BSW has 61 students, and MBS has 80 students, both showing more female than male students. M.Ed. (S) also has a moderate number of students, with females again forming the majority.

Overall, the chart indicates that female students are more numerous than male students in all programs, and BBS is the most popular program among students.



*[Handwritten signature]*

### 3.8 TOTAL NUMBER OF STUDENTS BY DISTRICT ETHNICITY AND GENDER

Figure 8 shows students by district.

Figure 8 :

7. Summary of Student Enrollment on each district

Year \*  
2082

Print Search

District-wise Summary

SN	District Name	Gender			Total	Caste							
		Male	Female	Other		Mustim	Dalit	Madhesi	Janajati	Others	Chhetri	Bharman	Tharu
1	Dhading	290	710	0	1000	0	80	4	519	137	193	67	0
2	Lamjung	2	0	0	2	0	2	0	0	0	0	0	0
3	Boitadi	1	0	0	1	0	0	0	0	0	0	1	0
4	Morang	0	1	0	1	0	0	0	1	0	0	0	0
5	Sindhupalchok	2	0	0	2	0	1	0	0	0	1	0	0
6	Gorkha	6	15	0	21	2	3	0	4	4	4	4	0
7	Parsa	1	0	0	1	0	0	0	0	0	1	0	0
8	Tanahu	0	1	0	1	0	0	0	1	0	0	0	0
9	Rupandehi	1	0	0	1	0	0	0	0	0	1	0	0
10	Bara	1	2	0	3	0	0	2	0	1	0	0	0
11	Ramechhap	1	0	0	1	0	0	0	0	0	1	0	0
12	Kavrepalanchok	0	1	0	1	0	0	0	0	0	0	1	0
13	Nuwakot	2	3	0	5	0	2	0	1	2	0	0	0
14	Delakha	1	0	0	1	0	0	0	1	0	0	0	0
15	Parbat	1	0	0	1	0	0	0	0	0	0	1	0
16	Palpa	1	0	0	1	0	0	0	0	1	0	0	0
17	Jajarkot	1	0	0	1	0	0	0	0	1	0	0	0
18	Dadeldhura	0	1	0	1	0	0	0	0	1	0	0	0
19	Jumla	1	0	0	1	0	0	0	0	1	0	0	0
20	Kanchanpur	2	1	0	3	0	0	0	0	1	1	1	0
21	Rukum Paschim	0	1	0	1	0	0	0	0	1	0	0	0
22	Jhapa	0	1	0	1	0	0	0	1	0	0	0	0
23	Bardiya	1	0	0	1	0	0	0	0	0	0	0	1
24	Dang	0	1	0	1	0	0	0	0	0	1	0	0
25	Makawanpur	0	1	0	1	0	0	0	0	1	0	0	0
Total		315	739	0	1054	2	88	6	528	151	203	75	1

Source: HEMIS of NMC 2082-83

The image shows a table titled “Summary of Student Enrollment on each district” for the year 2082. It presents district-wise data including the number of male, female, and total students, along with their caste distribution such as Muslim, Dalit, Madhesi, Janajati, and others. Dhading has the highest number of students with a total of 1000, where female students (710) significantly outnumber males (290). Most other districts have very small numbers of students, often just one or two. Overall, the total enrollment is 1054 students, with 739 females and 315 males, showing that female students make up the majority.





### 3.10 TOTAL NUMBER OF STUDENTS ENROLLMENT BY AGE GROUP

Figure 10:  
Total Number of Students Enrolled by Age and program.

Academic Year	Age																							
	17-20				21-22				23-29				30-34				34 Above				Unknown			
	Total	M	F	O	Total	M	F	O	Total	M	F	O	Total	M	F	O	Total	M	F	O	Total	M	F	O
2082/2086 (First Year)	97	33	64	0	10	5	5	0	4	2	2	0	1	0	1	0	0	0	0	0	0	0	0	0
2081/2084 (Second Year)	79	31	48	0	20	11	9	0	8	5	3	0	2	0	2	0	0	0	0	0	0	0	0	0
2080/2083 (Third Year)	20	5	15	0	30	9	21	0	9	1	8	0	0	0	0	0	0	0	0	0	0	0	0	0
2079/2082 (Third Year)	7	2	5	0	40	11	29	0	9	4	5	0	0	0	0	0	0	0	0	0	0	0	0	0
2078/2081 (Fourth Year)	0	0	0	0	30	7	23	0	44	8	36	0	0	0	0	0	0	0	0	0	0	0	0	0

#### BSW

Academic Year	Age																							
	17-20				21-22				23-29				30-34				34 Above				Unknown			
	Total	M	F	O	Total	M	F	O	Total	M	F	O	Total	M	F	O	Total	M	F	O	Total	M	F	O
2082/2086 (First Year)	24	8	16	0	2	1	1	0	5	2	3	0	5	4	1	0	2	1	1	0	0	0	0	0
2079/2082 (Third Year)	0	0	0	0	0	0	0	0	2	0	2	0	0	0	0	0	0	0	0	0	0	0	0	0
2078/2081 (Fourth Year)	0	0	0	0	0	0	0	0	14	5	9	0	0	0	0	0	1	1	0	0	0	0	0	0

#### B.Ed.

Academic Year	Age																							
	17-20				21-22				23-29				30-34				34 Above				Unknown			
	Total	M	F	O	Total	M	F	O	Total	M	F	O	Total	M	F	O	Total	M	F	O	Total	M	F	O
2082/2086 (First Year)	31	25	6	0	11	3	8	0	14	7	7	0	5	1	4	0	3	0	3	0	0	0	0	0
2081/2084 (Second Year)	24	16	8	0	21	9	12	0	25	6	19	0	7	3	4	0	2	2	0	0	0	0	0	0
2080/2083 (Third Year)	13	1	12	0	13	1	12	0	19	3	16	0	1	0	1	0	0	0	0	0	0	0	0	0
2079/2082 (Third Year)	8	2	6	0	16	2	14	0	14	1	13	0	0	0	0	0	2	0	2	0	0	0	0	0
2078/2081 (Fourth Year)	0	0	0	0	13	2	11	0	24	3	21	0	1	0	1	0	1	1	0	0	0	0	0	0

#### MBS(S)

Academic Year	Age																							
	17-20				21-22				23-29				30-34				34 Above				Unknown			
	Total	M	F	O	Total	M	F	O	Total	M	F	O	Total	M	F	O	Total	M	F	O	Total	M	F	O
2082/2084 (First Semester)	0	0	0	0	1	0	1	0	14	4	10	0	3	2	1	0	0	0	0	0	0	0	0	0
2081/2083 (Second Semester)	0	0	0	0	0	0	0	0	10	7	3	0	7	4	3	0	2	2	0	0	0	0	0	0
2080/2081 (Fourth Semester)	0	0	0	0	0	0	0	0	19	6	13	0	2	0	2	0	0	0	0	0	0	0	0	0

#### M.Ed. (S)

Academic Year	Age																							
	17-20				21-22				23-29				30-34				34 Above				Unknown			
	Total	M	F	O	Total	M	F	O	Total	M	F	O	Total	M	F	O	Total	M	F	O	Total	M	F	O
2082/2084 (First Semester)	0	0	0	0	4	0	4	0	25	4	21	0	7	2	5	0	10	3	7	0	0	0	0	0
2081/2082 (Second Semester)	0	0	0	0	0	0	0	0	10	2	8	0	3	3	0	0	10	5	5	0	0	0	0	0
2080/2081 (Fourth Semester)	0	0	0	0	0	0	0	0	12	5	7	0	7	0	7	0	0	0	0	0	0	0	0	0

#### BICTE

Academic Year	Age																							
	17-20				21-22				23-29				30-34				34 Above				Unknown			
	Total	M	F	O	Total	M	F	O	Total	M	F	O	Total	M	F	O	Total	M	F	O	Total	M	F	O
2082/2086 (First Semester)	12	9	3	0	2	2	0	0	0	0	0	0	0	0	0	0	0	0	0	0	0	0	0	0
2081/2084 (Third Semester)	8	5	3	0	0	0	0	0	1	1	0	0	0	0	0	0	0	0	0	0	0	0	0	0
2080/2083 (Sixth Semester)	0	0	0	0	4	1	3	0	0	0	0	0	0	0	0	0	0	0	0	0	0	0	0	0
2079/2082 (Sixth Semester)	1	1	0	0	1	0	1	0	2	1	1	0	0	0	0	0	0	0	0	0	0	0	0	0
2078/2081 (Eighth Semester)	0	0	0	0	4	2	2	0	1	0	1	0	0	0	0	0	0	0	0	0	0	0	0	0

Source: HEMIS of NMC 2082-83

According to Table 5, there are a total of 24 students below 18 years, among them 13 are males, and 11 are females. Under the age group 18-22, there are 119 total, and 34 are males, and 85 are females. In the age group 23-27 are a total of 43, and 10 are males, and 33 are females. There are



15 in total, and 7 are males, and 8 are females, under the 28-32 age group, and above 32-year age group, the total are 4, and 3 are males, 1 is female.



## SECTION 4: PASS RATE

### 4. TOTAL NUMBER OF STUDENTS PASSED BY PROGRAM & YEAR/ SEMESTER WISE

S.N.	Subjects	No of Appeared Student													Passed Students & %																											
		Total	M	F	Max	Math.	Dacti	Jan.	Brah.	Tharu	Chh.	Others	Total	%	M	%	F	%	Max	%	Math.	%	Dacti	%	Jan.	%	Brah.	%	Tharu	%	Chh.	%	Others	%	Total	%	M	%	F	%	Max	%
1	English	112	44	68	0	1	34	55	6	0	53	25	59	79.46	51	27.09	55	51.79	0	0.00	1	0.89	11	9.82	63	41.07	4	5.57	0	0.00	7	6.25	20	17.85	20	37.96	11	9.82	9	8.04	0	0.00
2	Accounting for Fin. Anal. & Plan	112	44	68	0	1	14	50	0	0	53	25	33	34.82	12	10.71	27	24.11	0	0.00	1	0.89	8	7.14	40	35.71	0	0.00	0	0.00	1	0.89	6	5.36	3	2.68	3	2.68	0	0.00		
3	Principles of Management	112	44	68	0	1	14	50	0	0	53	25	61	54.46	39	34.82	42	37.50	0	0.00	1	0.89	8	7.14	38	33.93	4	3.57	0	0.00	6	5.36	11	9.82	43	38.39	33	29.46	24	21.42	0	0.00
4	Micro Economics for Business	112	44	68	0	1	14	50	0	0	53	25	38	33.93	15	13.39	23	20.54	0	0.00	0	0.00	6	5.36	22	19.64	3	2.68	0	0.00	1	0.89	8	7.14	47	41.96	24	21.42	43	38.39	0	0.00
	Total	112											27	24.11	11	9.82	76	67.86	0	0.00	0	0.00	15	13.39	3	2.68	0	0.00	0	0.00	3	2.68	65	58.04	32	28.57	52	46.43	0	0.00		

**Figure 11:** Source: HEMIS of NMC 2082-83

The sample result analysis of BBS First Year (2081/84) shows that a total of 112 students appeared in the examination, including 44 male and 68 female students. Among them, 27 students (24.11%) successfully passed all subjects, while 85 students (79.43%) were unsuccessful in one or more subjects, indicating a relatively low overall pass rate. Subject-wise, the highest pass rate was recorded in Principles of Management (83.04%), followed by English (79.46%), whereas Accounting for Financial Analysis and Planning (34.82%) and Micro Economics for Business (33.93%) showed the lowest pass rates, making them the most challenging subjects. Statistics recorded a moderate pass rate of 54.46%. Female students appeared in greater numbers than male students, and Janajati students formed the largest ethnic group among examinees, followed by Chhetri and Others. Overall, the result indicates satisfactory performance in theoretical subjects but weaker achievement in technical and analytical subjects, suggesting the need for additional academic support in accounting and economics.



## SECTION 5: GRADUATES AND DROPOUT INFORMATION

### 5.1 TOTAL NUMBER OF GRADUATED STUDENTS

Figure 12 shows graduated students 2024

S.N.	Student Name	DOB	Address	Father Name	Phone No.	Action
1.	Mansha Tamang	2059-11-08	B.Ed.	Gyan Bahadur Tamang	9840450865	Comprehensive Profile
2.	Mahana Shrestha	2057-05-03	BBS	Narayan Kumar Shrestha	9880057307	Comprehensive Profile
3.	Suki Maya Sunar	2057-10-13	B.Ed.	Seta Sunar	9898213424	Comprehensive Profile
4.	Rui Maya Tamang	2055-05-27	B.Ed.	Suka Tamang	9863216340	Comprehensive Profile
5.	Sunaina Gurung	2058-08-25	BBS	Jay Bahadur Gurung	9788831844	Comprehensive Profile
6.	Sikha Lamal	2058-07-06	B.Ed.	Gyanendra Lamal	9863469648	Comprehensive Profile
7.	Nabina Rijal	2058-06-21	B.Ed.	Naraj Rijal	9866421759	Comprehensive Profile
8.	Dimpakra Adhikari	2059-09-21	BBS	Keshav Prasad Adhikari	9818978814	Comprehensive Profile
9.	Sabitra Tamang	2057-03-05	BBS	Sasakar Tamang	9803799351	Comprehensive Profile
10.	Pooja Tamang	2059-06-30	BBS	Amal Bahadur Tamang	9863209749	Comprehensive Profile
11.	Susmita Tamang	2060-03-08	BBS	Kulu Tamang	9746406748	Comprehensive Profile
12.	Sipesh Sunar	2057-07-10	B.Ed.	Gopi Bahadur Sunar	9846809328	Comprehensive Profile
13.	Kiran Shrestha	2058-03-07	BBS	Raj Kumar Shrestha	9860440244	Comprehensive Profile
14.	Gyana Maya Tamang	2059-11-03	BBS	Bhisho Bahadur Tamang	9840567800	Comprehensive Profile
15.	Mehina Tamang	2058-10-15	BBS	Ful Bahadur Tamang	9842445670	Comprehensive Profile

Figure 12: Source: HEMIS of NMC 2082-83

The image below presents the list of students who graduated in 2024 from the BBS and B.Ed. programs. A total of 36 students successfully completed their studies, with female students representing the majority of graduates. The list includes students from diverse social and ethnic backgrounds such as Tamang, Shrestha, Gurung, Sunar, Rijal, and others, reflecting inclusive student participation. Most of the graduates are from the BBS program, while a considerable number are from B.Ed., indicating active academic achievement in both faculties. Overall, the 2024 graduate record reflects satisfactory academic success, strong female participation, and diverse student representation.



## 5.2 GRADUATE STUDENTS COMPRESSIVE PROFILE

### .GRADUATE PROFILE 2077/81 BATCH

2083/01/20  
Comprehensive Profile

Nilkantha Multiple Campus  
Nesikantha Municipality - 3, Dhading

Mahesh Poudyal

Search Student

Program: I.BBS | Year/Semester: I, First Year | Section: I, No Section | Academics Year: I, 2077/2080 | Student List: IHS Dips Adhikari

**Student Personal Information**

NAME: Dips Adhikari | ADDRESS: Nilsanthe-7  
 Land Line: 9954659114 | Mobile: 9954659114  
 Date of Birth: 2060-03-07 | Gender: Female  
 Email: | Father's Name: Navraj Adhikari  
 Mother's Name: Bhawanee Adhikari | Father's Qualification: Literate  
 Mother's Qualification: Literate

**Academic Background**

SEE: NEB | Passed Year: 2074 | Percentage/GPA: | Division: 3.10  
 +3: NEB | Passed Year: 2077 | Percentage/GPA: | Division: 3.05

**In Campus Academic Profile**

Program: BBS | Level: Bachelor  
 TU Registration No.: 7-2-375-53-2020 | Campus ID: |

**First Year 2021** | Symbol No: 703750016, 703750022

Subjects	2021		2022		2023		Total Marks
	MO	Fail/Pass	MO	Fail/Pass	MO	Fail/Pass	
MGT 201. Business English	25	Pass					228
MGT 213. Principles of Management	55	Pass					
MGT 211. Accounting for Fin. Ane & Plan	40	Pass					
MGT 202. Business Statistics	51	Pass					
MGT 207. Micro economic for Business	27	Fail	25	Fail	45	Pass	

**Second Year 2022** | Symbol No: 703750008

Subjects	2022		Total Marks
	MO	Fail/Pass	
MGT 205. Business Communication	38	Pass	211
MGT 209. Macroeconomics for Business	60	Pass	
MGT 212. Cost and Management Accounting	50	Pass	
MGT 215. Fundamentals of Financial Management	37	Pass	
MGT 223. Organizational Behavior & HRM	48	Pass	

**Third Year 2023** | Symbol No: 703750038

Subjects	2023		Total Marks
	MO	Fail/Pass	
MGT 204. Business Law	45	Pass	386
MGT 217. Business Eval. & Strategic Mgmt	51	Pass	
MGT 214. Fundamentals of Marketing	75	Pass	
MGT 226. Fundamentals of Financial System	74	Pass	
MGT 224. Taxation in Nepal	41	Pass	

**Fourth Year 2024** | Symbol No:

Subjects	2024		Total Marks
	MO	Fail/Pass	
FIN253. Fundamentals of Investment	52	Pass	934
FIN255. Mgmt of Financial Institutions	52	Pass	
MGT221. Business Research Methods	33	Pass	
MGT229. Entrepreneurship	71	Pass	
MGT401. Final Project	48	Pass	
FIN 250. Fundamentals of Corporate Finance	78	Pass	

Full Marks: 2000 | Passed Percentage: 52.85 | Division: Pass | Passed year: 2024

Figure 13: Source: HEMIS of NMC 2082-83



The figure below presents the comprehensive student profile available in the HEMIS system, which provides detailed personal, academic, and performance-related information of each student in an integrated format. The profile includes personal details such as name, address, date of birth, contact number, gender, and parents' information, along with academic background including SEE and +2 records. It also displays the student's in-campus academic profile, such as program, level, registration number, and academic year. In addition, the system presents year-wise subject records from first year to fourth year, showing obtained marks, pass/fail status, total marks, and final academic performance. This type of profile is available for all students in the system and serves as a comprehensive digital academic record for monitoring student progress, evaluating performance, and maintaining institutional documentation efficiently.

### 5.3 TOTAL NUMBER OF STUDENTS DROPPING OUT IN THE LAST FIVE FISCAL YEARS

**Figure 14:** Last Five Fiscal Years: Total Number of Student Dropouts by Program.



Source: HEMIS of NMC 2082-83

The image shows a detailed “Student DropOut Reports” page from Nilkantha Multiple Campus. It contains a large table listing students with columns such as name, roll number, batch, reason for dropout, date of entry, program, year/semester, faculty, and level. Most students are enrolled in bachelor’s programs like Business Studies and Education, and common reasons for dropping out include not filling exam forms or not submitting second-year examination forms. The report organizes many entries clearly, highlighting patterns in student withdrawal across different years and faculties.



## SECTION 6: GENDER PARITY INDEX (GPI)

### 6.1 THE GENDER PARITY INDEX (GPI)

The GPI index is a measure that compares the relative access to education or other opportunities between males and females. It is commonly used in education to determine whether females have the same chances of education as males.

$$GPI = \frac{\text{Total Number of female}}{\text{Total number of male}}$$

If the value of GPI equals one, there is perfect gender parity, which means equal participation between males and females. If GPI is less than one, there are fewer females than males, which means gender disparity in favor of males. If GPI is greater than one, there are more females than males, which means gender disparity in favor of females.

### 6.2 GPI INDEX OF ENROLLED STUDENTS BY FACULTY AND LEVEL OF NMC

**Figure 15: GPI Index of Enrolled Students by Faculty and Level**

Source: HEMIS of NMC 2082-83

The image shows a “Summary of Student on each program” report from Nilkantha Multiple Campus for the year 2082. It includes tables displaying student distribution by program, gender, and ethnicity. Programs such as Business Studies, Humanities, Education, and ICT Education are listed with details like total enrollment, male and female counts, and GPI (Gender Parity Index). Additional tables break down students by ethnic groups (such as Janajati, Dalit, and Chhetri) and combine gender and ethnicity data. Overall, the report provides a clear statistical overview of student demographics and academic programs at the campus.



## SECTION 7: PUBLIC FINANCE

The document appears to be an Advanced Voucher Report from Nilkantha Multiple Campus. It shows a detailed financial summary, including various accounts such as cash, bank balances, income, expenses, receivables, and payables. The report lists many transactions like student fees, exam fees, administrative costs, and grants, along with their debit and credit amounts. Overall, it provides a structured record of the institution's financial activities over a specific period.

**Table 16 : Public Financing of NMC FY 2080-81**

SN	Particulars	Particulars Amount		GLID	Total Amount	
		Debit Amount	Credit Amount		Debit Amount	Credit Amount
1.	Cash A/C	17,348,174.00	17,238,132.00	8		
2.	Cash	0.00	0.00	8		
1.	Bank A/C				108,642.00	
2.	Frestiya Bensiya Bank	49,435,264.60	26,117,414.19	9		
3.	Muktinath Bensiya Bank			9	14,792,012.60	18,503,764.19
4.	PABin Bank ESEWA			9	152,930.00	
5.	Global BME Bank			9	6,852,082.00	751,3850.00
6.	Muktinath Bensiya Bank Current Account			9	20,200,000.00	
7.	Receivable A/C				438,240.00	
8.	Bairwati Providence building retention		120,000.00	12		
9.	Expense A/C					120,000.00
10.	Administrative Expenses	3,764.19		15		
11.	Bank Interest tax			15	3,794.19	
12.	Payable A/C	3,764.19				
13.	Vivastara fund saving		2,291,170.00	6		
14.	Gratuity Fund			6		1,700,000.00
15.	Income A/C					591,170.00
16.	Students Income		21,019,486.60	16		
17.	Application Fee			16		16,091,727.00
			67,800.00	16		



*[Handwritten Signature]*

## SECTION 8: TEACHING AND NON-TEACHING STAFFS

### 8.1 TEACHING AND NON TEACHING STAFF DETAILS BY NAME, POSITION, QUALIFICATION, JOB TYPE, AND APPOINTMENT DETAILS.

Figure:17  
Teacher Staff Detailed Information.

2083/01/20  
Staff List

**Nilkantha Multiple Campus**  
Neelakantha Municipality - 3 Dhading

Employee List

S.N.	Emp. Name	Designation	DOB	Phone	Father Name	Initial Salary	Permanent Address
49.	Arjun Simkhada	Lecture	2049/01/08	9841546630	Krishna Prasad Simkhada	7,500.00	Neelakantha-8
10.	Bodri Prasad Koirala	Lecture	2028/01/08	984-1546875	Khem Raj Koirala	46,871.00	Neelakantha-8
53.	Bhoj Bahadur Shrestha	Office Helper	2037/04/10	978-3699624	Yam Narayan Shrestha	17,000.00	Neelakantha-4
51.	Binod Rijal	Lecture	2036/02/28	985-1200581	Bheshraj Rijal	7,500.00	Jwalamukhi-4
15.	Bishnu Moya Paudel	Lecture	2040/12/21	984-0585734	Lalhar Baral	46,871.00	Bhadra Tomagi
31.	Bishnu Rijal	Lecture	2038/09/24	984-1528182	Homnath Rijal	10,190.00	Neelakantha-3
16.	Damanu Prasad Khatiwada	Lecture	2029/02/24	984-1656077	Bai Krishna Khatiwada	46,871.00	Arjunhara
35.	Dayanidhi Nepal	Visitor (Teacher)	2040/06/06	984-1800571	Ram Prasad Nepal	48,000.00	Neelakantha-4
9.	Devi Prasad Adhikari	Lecture	2038/01/12	985-1191561	Ram Nath Adhikari	46,871.00	Neelakantha-7
52.	Dheube Adhikari	Visitor (Teacher)	2029/07/09	984-1686810	Krishna Bahadur Adhikari	48,000.00	Neelakantha-3
25.	Dipj Adhikari	Lecture	2026/09/25	984-1444337	Khageshwar Adhikari	30,567.00	Sundarbazar
50.	Dipak Sitaula	Visitor (Teacher)	2041/02/04	9841064006	0	7,500.00	0
29.	Dipendra Rijal	Lecture	2039/09/07	986-0057157	Ravati Rijal	3,400.00	Neelakantha-12
28.	Dipendra Rijal	Lecture	2039/09/07	986-0057157	Ravati Rijal	40,787.00	Neelakantha-12
27.	Dr. Mohan Bahadur Kadel	Lecture	2029/05/23	984-1528109	Bai Bahadur Kadel	20,380.00	Tripurasundari-5
8.	Dr. Murali Adhikari	Campus Chief	2039/08/02	985-1136610	Babu Ram Adhikari	46,871.00	sunaulabazar

Source: HEMIS of NMC 2082-83



*[Handwritten signature]*

## 8.2 TOTAL NUMBER OF TEACHER STAFF BY PROGRAM AND GENDER

Figure 18: Number of Teacher Staff by Program and Gender.

Department / Gender Based Staff					
S.No.	Position	Male	Female	Others	Total
1	Department of Educations	24	1	0	25
2	Department of Management	9	2	0	11
3	Department of Humanities	1	0	0	1
Total		34	3	0	37

Source: HEMIS of NMC 2082-83

The image shows a table titled “Department / Gender Based Staff,” which presents the number of staff members in different departments categorized by gender. It lists three departments: Education, Management, and Humanities. The Department of Education has the highest staff count with 25 members (24 male and 1 female). The Department of Management has 11 staff (9 male and 2 female), while the Department of Humanities has only 1 staff member (male). Overall, there are 37 staff members in total, with 34 males, 3 females, and no individuals in the “Others” category.

## 8.3 TOTAL NUMBER OF TEACHERS BY POSITION

Figure 19 shows teaching and non- teaching staff by post and gender.

S.N.	Post	Teaching				Non Teaching				Grand Total
		Total	M	F	O	Total	M	F	O	
1.	Lecture	29	26	3	0	0	0	0	0	29
2.	Campus Chief	1	1	0	0	0	0	0	0	1
3.	Asst. Campus Chief	1	1	0	0	0	0	0	0	1
4.	Visitor (Teacher)	5	5	0	0	0	0	0	0	5
5.	EMIS Focal Person	1	1	0	0	0	0	0	0	1
6.	Office Helper	0	0	0	0	4	2	2	0	4
7.	Librarian	0	0	0	0	1	1	0	0	1
8.	Accountant	0	0	0	0	2	1	1	0	2
9.	Administrator	0	0	0	0	1	1	0	0	1

Source: HEMIS of NMC 2082-83

The image shows a table presenting staff distribution by post, divided into teaching and non-teaching categories with gender details. Most teaching staff are Lecturers, totaling 29 (26 male and 3 female), along with a few roles like Campus Chief, Assistant Campus Chief, Visitor (Teacher), and EMIS Focal Person, each with small counts and mostly male. Non-teaching staff include positions such as Office Helper (4 staff, evenly split between male and female), Librarian (1 male),



*[Handwritten signature]*

Accountant (2 staff, one male and one female), and Administrator (1 male). Overall, teaching staff dominate the total numbers, while non-teaching roles have fewer employees.

### 8.4 TEACHING AND NON TEACHING STAFF BY ETHNICITY

Figure 20:  
Teaching Staff by Ethnicity.

Post and Contract Based Report

S.N.	Post	Permanent				Temporary				Contract				Part Time				Grand Total
		Total	M	F	O	Total	M	F	O	Total	M	F	O	Total	M	F	O	
1.	Lecture	9	8	1	0	5	4	1	0	0	0	0	0	15	14	1	0	29
2.	Campus Chief	1	1	0	0	0	0	0	0	0	0	0	0	0	0	0	0	1
3.	Asst. Campus Chief	1	1	0	0	0	0	0	0	0	0	0	0	0	0	0	0	1
4.	Visitor (Teacher)	0	0	0	0	0	0	0	0	1	1	0	0	4	4	0	0	5
5.	EMIS Focal Person	1	1	0	0	0	0	0	0	0	0	0	0	0	0	0	0	1
6.	Office Helper	4	2	2	0	0	0	0	0	0	0	0	0	0	0	0	0	4
7.	Librarian	1	1	0	0	0	0	0	0	0	0	0	0	0	0	0	0	1
8.	Accountant	2	1	1	0	0	0	0	0	0	0	0	0	0	0	0	0	2
9.	Administrator	1	1	0	0	0	0	0	0	0	0	0	0	0	0	0	0	1

Source: HEMIS of NMC 2082-83

The image shows a table titled “Post and Contract Based Report,” which presents staff distribution by job position and employment type: permanent, temporary, contract, and part-time, along with gender breakdowns. Lecturers make up the largest group with 29 staff, including 9 permanent, 5 temporary, and 15 part-time employees. Other positions like Campus Chief, Assistant Campus Chief, EMIS Focal Person, Librarian, Accountant, and Administrator each have only one or two staff, mostly in permanent roles. The Visitor (Teacher) role includes 1 contract and 4 part-time staff. Office Helpers total 4, all permanent with an equal number of males and females. Overall, most staff are either permanent or part-time, with very few in temporary or contract positions.




Figure 21:  
Non-Teaching And Non Teaching Staff Summary by Gender and Post.

2023/01/20  
Staff Contract Based Reports  
Nilkantha Multiple Campus  
Nesikantha Municipality-3 Dhading  
Mohan Pyakurel

**Post and Contract Based Report**

S.N.	Post	Permanent				Temporary				Contract				Part Time				Grand Total
		Total	M	F	O	Total	M	F	O	Total	M	F	O	Total	M	F	O	
1	Lecturer	9	8	1	0	5	4	1	0	0	0	0	0	15	14	1	0	29
2	Campus Chief	1	1	0	0	0	0	0	0	0	0	0	0	0	0	0	0	1
3	Asst. Campus Chief	1	1	0	0	0	0	0	0	0	0	0	0	0	0	0	0	1
4	Visitor (Teacher)	0	0	0	0	0	0	0	0	1	1	0	0	4	4	0	0	5
5	EMIS Focal Person	1	1	0	0	0	0	0	0	0	0	0	0	0	0	0	0	1
6	Office Helper	4	2	2	0	0	0	0	0	0	0	0	0	0	0	0	0	4
7	Librarian	1	1	0	0	0	0	0	0	0	0	0	0	0	0	0	0	1
8	Accountant	2	1	1	0	0	0	0	0	0	0	0	0	0	0	0	0	2
9	Administrator	1	1	0	0	0	0	0	0	0	0	0	0	0	0	0	0	1

**Caste and Contract Based Report**

S.N.	Caste	Permanent				Temporary				Contract				Part Time				Grand Total
		Total	M	F	O	Total	M	F	O	Total	M	F	O	Total	M	F	O	
1	Others	12	11	1	0	5	4	1	0	1	1	0	0	15	14	1	0	34
2	Madhesi	1	1	0	0	0	0	0	0	0	0	0	0	0	0	0	0	1
3	Janyajati	6	4	2	0	0	0	0	0	0	0	0	0	3	2	1	0	9
4	Muslim	1	0	1	0	0	0	0	0	0	0	0	0	0	0	0	0	1

Source: HEMIS of NMC 2082-83

The image shows a **Staff Contract Based Report** from Nilkantha Multiple Campus. It presents a summary of both teaching and non-teaching staff categorized by their posts, employment types (permanent, temporary, contract, and part-time), and gender (male, female, and others).

Each row represents a specific post such as Lecturer, Campus Chief, Office Helper, Librarian, and others. The table displays how many staff members are working in each position under different contract types, along with their gender distribution. At the end of each row, a grand total shows the total number of staff in that post.

Overall, this report helps to clearly understand the distribution of staff by position, employment status, and gender within the campus.



## SECTION 9 STUDENT TEACHER RATIO

The student-teacher ratio is defined by number of students for every one teacher in a school, college, or university.

$$\text{Student teacher ratio} = \frac{\text{Total number of student}}{\text{Total number of teacher}}$$

Figure 22: Student Teacher Ratio.

S. No.	Faculty of the Teacher	Total no. of Teachers	Total no. of Students	Ratio (student/teacher)
1	Education	19	409	21.53
2	Management	11	486	44.18
3	Humanities	10	34	3.40

Source: HEMIS of NMC 2082-83

The image shows a **Faculty Based Teacher-Student Ratio** table. It lists different faculties—Education, Management, and Humanities—along with the total number of teachers and students in each. The table also presents the student-to-teacher ratio, indicating how many students are assigned to each teacher. For example, Management has the highest ratio, while Humanities has the lowest, showing a smaller number of students per teacher.

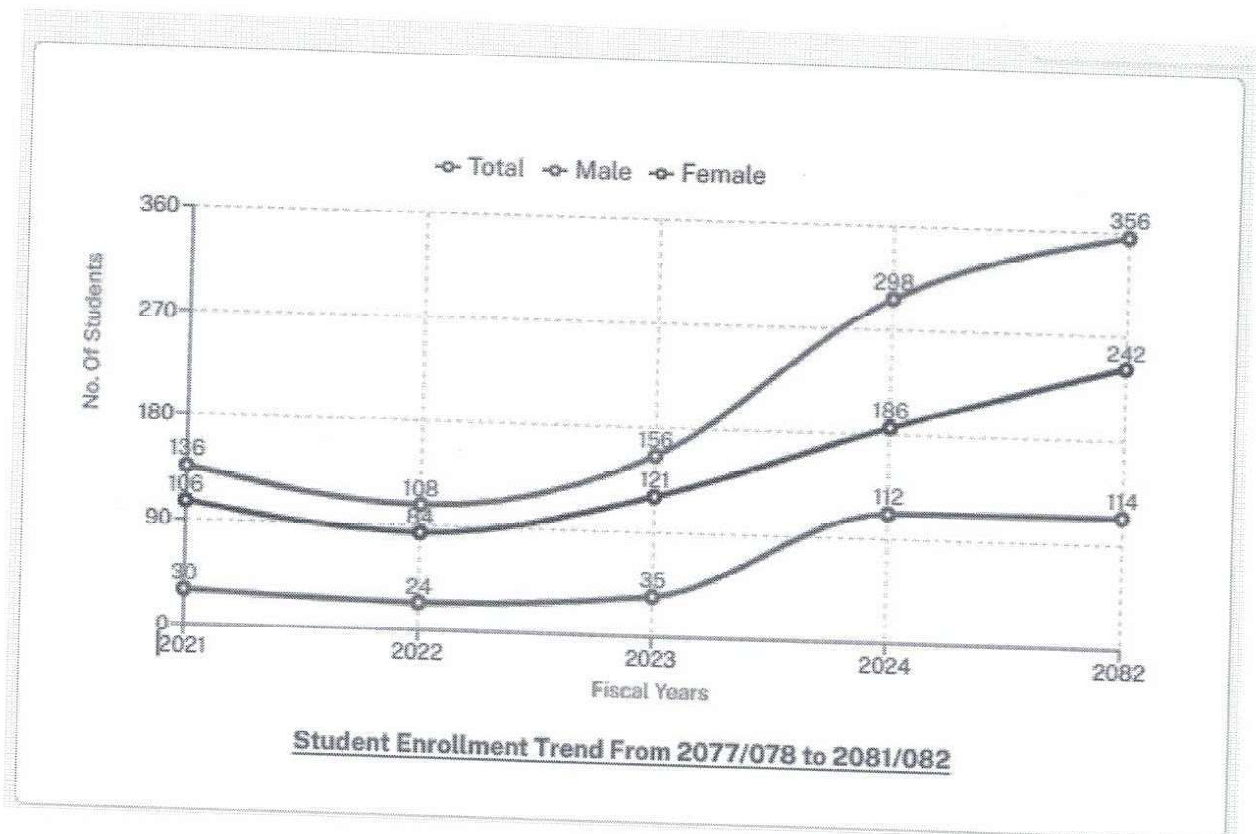


*(Handwritten signature)*

SECTION 10: RESENT TRENDS (ENROLLMENT, GRADUATES, PASS RATE, AND FINANCING)

10.1 STUDENTS' ENROLLMENT TRENDS.

Figure 23:  
Student Enrollment Trend From 2078/79 to 2082/83



Source: HEMIS of NMC 2082-83

The image shows a line graph of student enrollment trends over several fiscal years. It compares total students with male and female counts. From 2021 to 2022, enrollment slightly decreases, but from 2023 onward there is a steady and sharp increase. By the final year, the total number of students reaches its highest point, with both male and female enrollments rising, although female students consistently outnumber male students throughout the period.

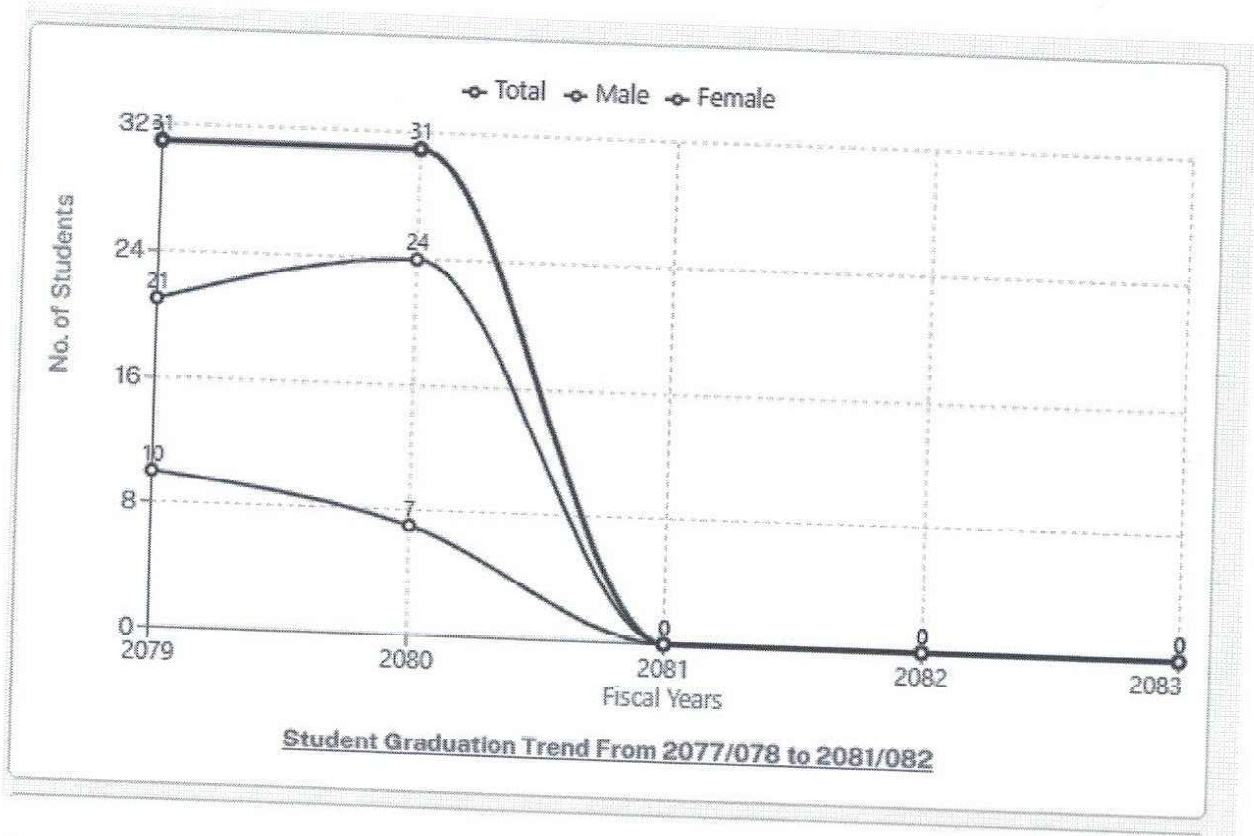


## 10.2 STUDENTS' GRADUATION TRENDS.

Figure 24 shows the students' graduation trends in NMC from 2078/079-2082/83.

Figure 8:

Student Graduates Trends in NMC From 2078/79 to 2081/82



Source: HEMIS of NMC 2082-83

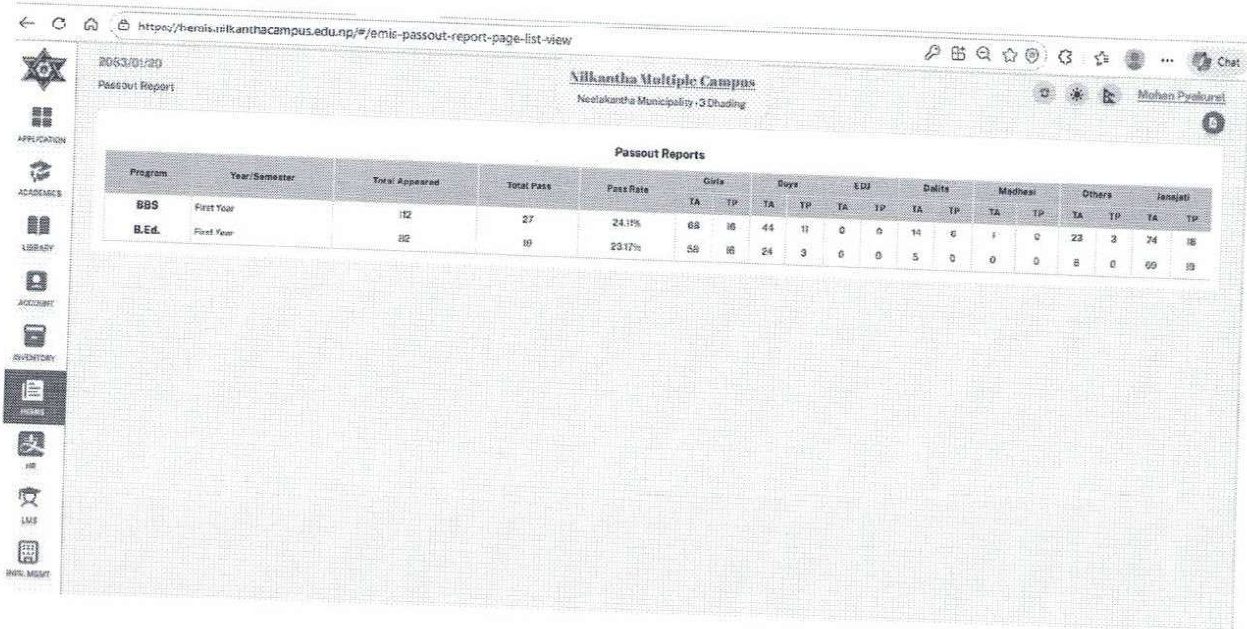
The image presents a line graph showing student graduation trends over several fiscal years. It compares total graduates with male and female numbers. In 2079 and 2080, the total number of graduates is relatively high, with males outnumbering females. However, from 2081 onward, the number of graduates drops sharply to zero for both genders and remains at zero in the following years, indicating no recorded graduations during that period.



*(Handwritten signature)*

### 10.3 PASS RATE TRENDS

figure 25 shows the pass rate trends of NMC.



Source: HEMIS of NMC 2082-83

The image shows a web-based dashboard of a pass-out report from Nilkantha Multiple Campus. It displays a table comparing two programs, BBS and B.Ed., for the first year. The table includes total students appeared, total passed, and pass rates, along with detailed breakdowns by gender and different social groups. BBS has 112 students with a 24.11% pass rate, while B.Ed. has 82 students with a 23.17% pass rate. The interface also includes a sidebar menu with various sections like application, academics, library, and HEMIS.



# SECTION 11: ANNEX SUMMARY ENROLLMENT BY LEVEL, FACULTY, PROGRAM, GENDER, AND CASTE ETHNICITY

Table 1:  
Summary Enrollment by Level, Faculty, Program, Gender, and Cast Ethnicity.

**GPI index of the campus by program**

S.No.	Program Name	Level	Faculty	Male	Female	Others	GPI	Total
1	Bachelor's Degree in Business Studies	Bachelor	Management	135	284	0	2.10	419
2	Bachelor's Degree in Humanities	Bachelor	Humanities	22	59	0	1.77	81
3	Bachelor's Degree in Education	Bachelor	Education	83	283	0	3.41	366
4	Master's Degree in Business Studies (sem)	Master	Management	26	54	0	2.08	80
5	Master's Degree in Education (Sem)	Master	Education	27	65	0	2.41	92
6	Bachelor in Information Communication Technology Education	Bachelor	Education	22	14	0	0.64	36
<b>Grand Total</b>				<b>315</b>	<b>739</b>	<b>0</b>	<b>2.35</b>	<b>1054</b>

**Different program by ethnicity**

S.No.	Program Name	Level	Faculty	Brahman	Dalit	Muslim	Tharu	Janajati	Others	Madhesi	Chhetri	Total
1	Business Studies	Bachelor	Management	0	45	0	0	209	77	4	58	393
2	Humanities	Bachelor	Humanities	5	9	0	0	30	3	0	0	50
3	Education	Bachelor	Education	0	24	2	0	194	31	0	0	251
4	Business Studies (sem)	Bachelor	Management	0	3	0	1	42	20	1	0	76
5	Education (Sem)	Master	Education	0	5	0	0	38	13	0	0	72
6	Bachelor in Information Communication Technology Education	Bachelor	Education	0	2	0	0	17	7	1	0	32
<b>Grand Total</b>				<b>0</b>	<b>88</b>	<b>2</b>	<b>1</b>	<b>528</b>	<b>151</b>	<b>6</b>	<b>58</b>	<b>878</b>

**Students by Program, Ethnicity, and Gender**

S.No.	Program Name	Gender				Ethnicity							Total	
		Male	Female	Others	Total	Brahman	Dalit	Muslim	Tharu	Janajati	Others	Madhesi		Chhetri
1	Bachelor's Degree in Business Studies	135	284	0	419	0	45	0	0	209	77	4	58	393

Source: HEMIS of NMC 2082-83

shows that Nilkantha Multiple Campus had a total enrollment of 1,054 students, with female students (739) significantly outnumbering male students (315), resulting in a high Gender Parity Index (GPI) of 2.35. Bachelor-level programs enrolled the majority of students, with Bachelor's Degree in Business Studies (419) and Bachelor's Degree in Education (366) having the highest enrollment. Faculty-wise, Management and Education attracted the largest number of students, while Humanities had comparatively lower enrollment. In terms of caste/ethnicity, Janajati students formed the largest group (528), followed by Chhetri (203) and Dalit (88), whereas Madhesi, Muslim, and Tharu students had very low representation. Overall, the data indicate strong female participation and high enrollment in bachelor-level programs, but also highlight the need for greater inclusion of underrepresented ethnic groups.

