



नीलकण्ठ बहुमुखी क्याम्पस NILKANTHA MULTIPLE CAMPUS

धादिङबेसी, धादिङ, नेपाल/ Dhading Bensi, Dhading, Nepal

पत्र संख्या (Ref. No.): २०८२/०८३

स्थापित: वि.सं. २०५७/ Estd. 2000 A.D.

चलानी नं. (Dis. No.): ३९३



मिति: २०८३/०९/२०


श्रीमान अध्यक्षज्यू,
विश्वविद्यालय अनुदान आयोग,
भक्तपुर ।

विषय : HEMIS प्रतिवेदन तथा रकम निकासी सम्बन्धमा ।



उपरोक्त विषयमा विश्वविद्यालय अनुदान आयोगको २०८२ १२ २० गते प्रकाशित सूचना अनुसार NEHEP अन्तर्गत *Extending Digitalization Higher Education DLI 6 Digitalization Performance Grants* का लागि छनोट भएको यस क्याम्पसले HEMIS सम्बन्धी सम्पूर्ण कार्य सम्पन्न गरिएकोले नियमानुसार रकम निकासी गरिदिनुहुन अनुरोध छ ।


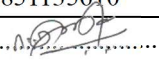
संलग्न कागजातहरू

1. Cover Letter for Requesting Grants
2. Campus Published HEMIS Report Digital Copy in Website and send to UGC email
3. Vendor Declaration Form
4. Progress Report on campus Digitalization performance Grants Indicator


डा. मुरारी अधिकारी
क्याम्पस प्रमुख

Vendor Declaration form for HEMIS API integration
College Name and Address : Nilkantha Multiple Campus & Neelakantha Municipality – 3, Dhading

S.N	Particular	Status (Y/N)	Remarks
1	Dynamic Website & Software Links: Has the campus established a fully functional website with links to HEMIS and other useful software? (Y/N)	Y	
2	UGC-Compliant HEMIS: Has the campus developed HEMIS as per UGC guidelines, including the required modules with compulsory fields? (Y/N)	Y	
3	Centralized & Modular Structure: Developed with Integration, Scalability, and Interoperability as per UGC HEMIS guidelines? (Y/N)	Y	
4	Standardized data management: Has the campus developed HEMIS according to higher education academic regulatory frameworks? (Y/N)	Y	
5	Data Validation & Reporting: Ensured proper data field validation and complete data reporting as per UGC HEMIS guidelines (UGC HEMIS Report)? (Y/N)	Y	
6	Real-Time Data Synchronization: Does the campus HEMIS have automatic real-time data synchronization with the University and UGC HEMIS? (Y/N)	Y	
7	Indicator-Based Reporting: Has the campus HEMIS developed with an executive reporting module as per UGC HEMIS guidelines, ensuring reported data matches the data in HEMIS?	Y	
8	campus's official domain (sub-domain) and deployed in the government Data Center database provided DoIT, IDMC, and Singhadurbar/ University Server/Government Authorize Organization? (Y/N)	N	
Prepared By: Sushil K.C.			
Company Name and Address: Preface Technology Pvt. Ltd.			
Name of Application (if any) :			
For Company			
Name : Bimal K.C. Email: prefacetechnology@gmail.com			
Designation : Managing Director Mobile: no: +977 984-7821468			
Signature:..... 			
			
			Company Stamp

Progress Report on Campus Digitalization Performance Grants Indicator: Strengthening Web-based HEMIS									
Under UGC NEHEP Extending Digitalization of Higher Education (DLI-6)									
					Date: 2083/01/20				
Name of Campuses:		Nilkantha Multiple Campus							
Address: Neelakantha Municipality-3, Dhading, Nepal									
Website Address:		nilkanthamc@gmail.com							
HEMIS Link:		hemis.nilkanthacampus.edu.np							
Published HEMIS Report Digital Copy Link in Website					hemis.nilkanthacampus.edu.np				
Indicator:		Strengthening Web-based HEMIS :							
Activities: Campus HEMIS establishment with online Data Entry and Reporting as UGC suggested Format:									Status
Has Campus established dynamic full functional website and kept link of HEMIS other useful softwares in website:									Y
Has Campus established web based HEMIS software as UGC suggested Technology, Structure and Guidelines:									Y
Campus HEMIS has standard online Data entry,report structure and compatible software system with UGC HEMIS:									Y
Has Campus HEMIS integrated with University HEMIS to UGC HEMIS system including with provision of online data reportingn automatically									Y
Has Campus completed their recent academic data entry and generating executive reports through HEMIS system and campus HEMIS based onine data reporting to University and UGC HEMIS									Y
Has Campus their HEMIS login credential (Superadmin,Normal user name, password etc)									Y
Has Campus successfully prepared and published HEMIS report based on their HEMIS reporting module and kept in website									Y
Has campus taken their official Website Domain, HEMIS Sub domain									Y
Does data on EMIS system at college matches with data at UGC HEMIS campus factsheet pushed through API (check validation from remote access tools like anydesk, ultraview etc)									Y
Necessary System and Documents Check List:					Attached (Y/N)				
1. Cover Letter For Requesting Grants					Y				
2.Campus Published HEMIS Report Digital Copy in Website and send to UGC email					Y				
data reporting to University and UGC HEMIS.					Y				
Prepared By:.....					Verified and Approved By:.....				
IT/EMIS Staff					Campus Chief				
Name: Mohan Pyakurel					Name: Dr. Murari Adhikari				
Position: EMIS Focal Person					Position: Campus Chief				
Email: mohan@nilkanthacampus.edu.np					Email: <u>adhikari.murari1@gmail.com</u>				
Mobile:no:9851402400					Mobile:no: 9851135610				
Signature:..... 					Signature:..... 				
Campus Stamp									



HIGHER EDUCATION MANAGEMENT INFORMATION SYSTEM (HEMIS)
REPORT OF NILKANTHA MULTIPLE CAMPUS
2081/82 B.S. (2025/26 A.D.)



Report Submitted by:
Nilkantha Multiple Campus
Neelakantha-3, Dhading

Report Submitted to:
University Grants Commission (UGC) Nepal
Sanothimi, Bhaktapur
20th Baishakh 2082 (3rd May 2026)



HIGHER EDUCATION MANAGEMENT INFORMATION SYSTEM (HEMIS)
REPORT OF NILKANTHA MULTIPLE CAMPUS 2081/82 B.S. (2024/025 A.D.)

Report Submitted by:
Nilkantha Multiple Campus
Neelakantha-3, Dhading

Report Submitted to:
University Grants Commission (UGC) Nepal
Sanothimi, Bhaktapur
20th Baishakh 2082 (3th May 2026)

Report published by
Education Management Information System Committee (EMISC)
Nilkantha Multiple Campus, Neelakantha-3, Dhading
Copyright: Nilkantha Multiple Campus, Neelakantha-3, Dhading.

(Note: The data presented here is live data collected from the Higher Education Management Information System (HEMIS) of the NMC. Please be advised that some of the data is still in the process of being collected and verified, so figures may vary in the future as updates are made.)



EXECUTIVE SUMMARY

The report provides a comprehensive overview of Nilkantha Multiple Campus under the Higher Education Management Information System (HEMIS). Established in 2057 B.S. and affiliated with Tribhuvan University, the campus is located in Neelakantha-3, Dhading, Nepal, offering Bachelor's and Master's level programs in Education and Business Studies, specifically B.Ed. and BBS. The HEMIS report, prepared by Nilkantha Multiple Campus and submitted to the University Grants Commission (UGC), aims to digitalize higher education records. As of the reported period, the total student enrollment is 1054, with **740 females and 314 males**. The B.Ed. program has 365 students (282 female, 83 male), while the BBS program has 418 students (284 female, 134 male), BICTE Program has 36 student (14 Female, 22 Male), BA program has 61 student (39 female, 22 male), MBS program has 80 student (54 female, 26 male) and M.Ed. program has 92 Students (65 Female, 27 Male). Overall, the total no of student in bachelor program is 882, Master's Program is 172. The campus has 31 teaching staff (29 male, 2 female) and 9 non-teaching staff (5 male, 3 female), out of them 5 are permanent and rest are contract basis. Regarding Teacher's 4 teachers hold PhD degrees, 4 Teacher's hold M.Phil Degree and others hold Master's Degree.

Message from Chairman

As the Chairman of the Campus Management Committee of Nilkantha Multiple Campus, I am honored to present this report to the University Grants Commission of Nepal. Our campus, established in 2057 BS (2000 AD), has emerged as a leading institution for higher education in Dhading, dedicated to fostering academic excellence and promoting holistic development among our students.

This report comprehensively details our programs, enrollment statistics, pass rates, and the graduates. With 882 students enrolled in diverse fields such as Education, Management, Humanities, and Social Sciences, we are particularly proud of our significant female representation, reflecting our commitment to gender equality and inclusivity in education.

The recent accreditation from the Quality Assurance and Accreditation body reaffirms our dedication to maintaining high educational standards and continuous improvement. Our campus is not merely an educational institution; it is a vibrant community that nurtures critical thinking, ethical leadership, and social responsibility.

We remain committed to empowering our students to become competent



professionals and responsible citizens. This report is a evidence to our progress and aspirations, and we look forward to your continued support in our mission to make a positive impact on society and the nation.

Message from Campus Chief

As the Campus Chief of Nilkantha Multiple Campus, I am pleased to present this comprehensive report to the University Grants Commission of Nepal. Established in 2057 BS (2000 AD), our institution has consistently aimed to provide quality higher education and foster holistic development among our students. With a current enrollment of 1054 students across diverse programs, including Education, Management, Humanities, and Social Sciences, we are proud of our commitment to academic excellence and inclusivity.

This report highlights our achievements, student demographics, pass rates, graduates, drop-outs etc.. We take pride in our strong female representation across programs, particularly in Education and Management, reflecting our dedication to promoting gender parity. Our recent accreditation by the Quality Assurance and Accreditation body underscores our adherence to high educational standards and continuous improvement.

As we strive to empower our students to become competent professionals and responsible citizens, we remain focused on nurturing critical thinking, creativity, and ethical leadership. This document serves not only as a reflection of our progress but also as a roadmap for our future aspirations. Thank you for your continued support as we advance in our mission to contribute positively to society and the nation.



ACKNOWLEDGEMENT

The successful preparation of this Higher Education Management Information System (HEMIS) report for Nilkantha Multiple Campus would not have been possible without the support and guidance of several key entities. We would like to express our sincere gratitude to the **University Grants Commission (UGC)** for their directive and guidelines in establishing and implementing the web-based **HEMIS** software. The UGC's initiative towards the digitalization of higher education records has been instrumental in streamlining our data management processes and enhancing our reporting capabilities. I would like to express my sincere gratitude to Mr. Hikmat Rokaya, ICT expert of UGC, for his valuable support in preparing this report. Furthermore, we deeply appreciate the efforts of the developers behind the **HEMIS software**.

While the specific name of **Bimal K.C.** is not mentioned in this report, we acknowledge the crucial role of the entire development team in creating a user-friendly, comprehensive, and secure system as per the UGC's guidelines. Their expertise in designing and implementing this platform has significantly facilitated the digitalization of Nilkantha Multiple Campus's academic and administrative data. This system allows for efficient management of student enrollment, staff records, and other vital information, contributing to more informed decision-making.



ABBREVIATION

CDN	Content Delivery Network
DERs	Digital Educational Resources
DNF	Digital Nepal Framework
DaaS	Device as a Service
HEMIS	Higher Educational Management Information System
GoN	Government of Nepal
HEIs	Higher Educational Institutions
HEMIS	Higher Education Management Information System
ICT	Information and Communication Technology
IoT	Internet of Things
M&E	Monitoring and Evaluation
MOEST	Ministry of Education, Science and Technology
MOHP	Ministry of Health and Population
MP	Master Plan
NEHEP	Nurturing Excellence in Higher Education Program
NHEP	National Higher Education Program
OER	Open Education Resources
RA	Result Areas
SDGs	Sustainable Development Goals



SOPG	Standards, Operational Policies and Guidelines
SaaS	Software as a Service
TU	Tribhuvan University
UGC	University Grants Commission
VLE	Virtual Learning Environment
VR	Virtual Reality



Institutional Information

Campus Name:	Nilkantha Multiple Campus
Address:	Neelakantha-3, Dhading
Contact No.:	9851135610
Email:	nilkanthamc@gmail.com
WebsiteURL:	https://nilkanthacampus.edu.np/
Chairperson:	Shambhu Kumar Shrestha
Contact Person:	Dr. Murari Adhikari
Post:	Campus chief
Est. Date:	2057
Affiliation:	Tribhuvan University
Level:	Master and Bachelor
Program:	Master in Management
Subjects:	Education, Business Studies
QAA Accreditation Date:	2077/03/08



About Reports

This Report has been prepared upon the successful implementation of the project titled **"Establishment and Implementation of Web-Based Higher Education Management Information System (HEMIS) Software"** at **Nilkantha Multiple Campus, Dhading**. The initiative was undertaken in accordance with the directives of the University Grants Commission (UGC) as outlined in its official guideline for the digitalization of higher education institutions.

The primary objective of the UGC is to develop and operationalize a centralized, integrated, and comprehensive web-based HEMIS platform across all constituent and affiliated campuses. This system is designed to be integrated with the central HEMIS infrastructure established at the University Grants Commission (UGC) through respective universities, thereby ensuring seamless data connectivity and centralized oversight.

The HEMIS software deployed at Nilkantha Multiple Campus is a modern, secure, and scalable web-based application that complies with the latest technological standards as prescribed by the UGC. It is a multiuser, multithreaded platform that is user-friendly, dynamic, interoperable, and visually intuitive.

The system facilitates the digital management of vital academic and administrative data, including but not limited to student enrollment, teaching and non-teaching staff details, academic upgrades, and graduation statistics — all disaggregated by academic year, gender, faculty, and educational level. By enabling the efficient collection and analysis of such data, the HEMIS platform supports evidence-based planning, monitoring, and decision-making processes, thereby contributing to improved transparency, accountability, and grant allocation mechanisms at the national level.



Contents

Institutional Information	viii
About Reports	ix
SECTION 1: INTRODUCTION	12
SECTION 3: STUDENT ENROLLMENT	14
3.1 STUDENT ENROLLMENT INFORMATION	14
3.2 VARIOUS DATA MANAGEMENT MODULE ON HEMIS.....	14
3.3 SAMPLE STUDENT DATA DETAILS	15
3.4 STUDENT ENROLLMENT BY FACULTY AND GENDER.....	16
3.5 TOTAL NUMBER OF STUDENTS BY LEVEL AND GENDER	17
.....	17
3.6 TOTAL NUMBER OF STUDENTS BY FACULTY AND ETHNICITY	18
3.7. TOTAL NUMBER OF STUDENTS BY PROGRAM AND GENDER.....	19
3.8 TOTAL NUMBER OF STUDENTS BY DISTRICT ETHNICITY AND GENDER.....	20
3.9 NUMBER OF STUDENTS BY PROVINCE	21
3.10 TOTAL NUMBER OF STUDENTS ENROLLMENT BY AGE GROUP	22
SECTION 4: PASS RATE	24
4. TOTAL NUMBER OF STUDENTS PASSED BY PROGRAM & YEAR/ SEMESTER WISE	24
SECTION 5: GRADUATES AND DROPOUT INFORMATION	25
5.1 TOTAL NUMBER OF GRADUATED STUDENTS	25
5.2 GRADUATE STUDENTS COMPRESSIVE PROFILE	26
.GRADUATE PROFILE 2077/81 BATCH	26
5.3 TOTAL NUMBER OF STUDENTS DROPPING OUT IN THE LAST FIVE FISCAL YEARS	27
SECTION 6: GENDER PARITY INDEX (GPI)	29
6.1 THE GENDER PARITY INDEX (GPI).....	29
6.2 GPI INDEX OF ENROLLED STUDENTS BY FACULTY AND LEVEL OF NMC	29
SECTION 7: PUBLIC FINANCE.....	30
SECTION 8: TEACHING AND NON-TEACHING STAFFS.....	31
8.1 TEACHING AND NON TEACHING STAFF DETAILS BY NAME, POSITION, QUALIFICATION, JOB TYPE, AND APPOINTMENT DETAILS	31
8.2 TOTAL NUMBER OF TEACHER STAFF BY PROGRAM AND GENDER <i>Figure 18: Number of Teacher Staff by Program and Gender.</i>	32
8.3 TOTAL NUMBER OF TEACHERS BY POSITION	32



8.4 TEACHING AND NON TEACHING STAFF BY ETHNICITY 33
SECTION 9 STUDENT TEACHER RATIO 35
SECTION 10: RESENT TRENDS (ENROLLMENT, GRADUATES, PASS RATE, AND FINANCING) 36
 10.1 STUDENTS' ENROLLMENT TRENDS. 36
 10.2 STUDENTS' GRADUATION TRENDS. 37
 10.3 PASS RATE TRENDS 38
SECTION 11: ANNEX SUMMARY ENROLLMENT BY LEVEL, FACULTY, PROGRAM, GENDER, AND CASTE
ETHNICITY 39



SECTION 1: INTRODUCTION

Established in 2000 A.D. in Dhading Bensi, the district headquarter of Dhading District, Nilkantha Multiple Campus, a social and non-profitable community based institution, has been imparting quality education to the students of Bachelor's degree to Master's degree in three faculties.. Being the oldest and well-systematized campus in the district and run by the group of highly qualified, experienced, and committed professionals from all over Nepal, it has been running classes in Education, Management and Humanities and Social Sciences streams in Bachelor's Degree. Master's degree program has been running in three subjects: English Education, Nepali Education and Curriculum and Evaluation under Education faculty affiliated to Tribhuvan University, Nepal. The campus has recently introduced M.B.S. program under faculty of management in master's level We have been providing cheap, appropriate and affordable education to all people. It aims to produce skilled human resources that are energetic, dedicated, civilized, sincere and qualified so that they can contribute their life for the development of nation from all perspectives. Since its establishment, this campus has shown excellent result in the examination. It has continuously improved its infrastructures and other physical facilities, levels and disciplines. Recently 31(16 full time and rest are part time) teachers have been teaching here. The campus has been accredited by UGC, Nepal on 8th of Ashadh 2077.

Figure 1:

Fact Sheet Records of HEMIS on NMC HEMIS records of the facts sheet are given in Figure 1.

Source: HEMIS of NMC 2082-83

2083/01/20
Fact Sheet

Nilkantha Multiple Campus
Neelakantha Municipality-3 Dhading

Mohan Pyakurel

APPLICATION
 ACADEMICS
 LIBRARY
 ACCOUNT
 INVENTORY
 HEMIS
 HR
 LMS
 INFRA. MGMT

Fact Sheet

General Information of Campus

Name: Nilkantha Multiple Campus Address: Neelakantha Municipality -3 Dhading District: Dhading Phone: 010-520369 Chief Name: Nabraj Sharma Chief Email: nabaraj@nilkanthacampus.edu.np Contact Email: 9851402400	University: 2021 A.D. Province: Bagmati Local Level: Email: nilkanthamc@gmail.com Chief Contact: 9851197121 Contact Person: Mohan Pyakurel Contact Phone: mohanpyakurel1@gmail.com
---	---

Offered Faculty

1. Humanities 2. Educations 3. Management

Levels

1. Bachelor 2. Master

Offered Programs

1. Bachelor's Degree in Business Studies	2. Bachelor's Degree in Humanities and Social Science	3. Bachelor's Degree in Education
4. Master's Degree in Business Studies	5. Master's Degree in Education	6. Master's Degree in Business Studies (sem)
7. Master's Degree in Education (Sem)	8. Bachelor's Degree in Humanities	9. Bachelor in information Communication Technology Education

Summary Report of Enrolled Students

S.N.	Program	Level	Male	Female
1.	Bachelor's Degree in Business Studies	Bachelor	135	284
2.	Bachelor's Degree in Humanities	Bachelor	22	39
3.	Bachelor's Degree in Education	Bachelor	83	283
4.	Bachelor in Information Communication Technology Education	Bachelor	22	14
5.	Master's Degree in Business Studies (sem)	Master	26	54
6.	Master's Degree in Education (Sem)	Master	27	65
Total			315	739

Summary Report of Teaching Staff

S.No.	Post	Male	Female	Total
1	Lecture	29	3	32
2	Campus Chief	1	0	1
3	Asst. Campus Chief	1	0	1
4	Visitor (Teacher)	5	0	5
5	EMIS Focal Person	1	0	1
Grand Total		37	3	40

Summary Report of Non-Teaching Staff

S.No.	Post	Male	Female	Total
1	Office Helper	0	1	1
Grand Total		0	1	1

SECTION 2: PROGRAM, FACULTY, DEPARTMENT

Nilkantha Multiple Campus currently offers six academic programs viz. B.A., BBS, B.Ed. and BICTE in Bachelor level and MBS and M.Ed. in Master level that cater to the interests and career goals of students. All those programs are designed to provide theoretical knowledge as well as practical skills in their respective fields.

The Table No. 1 below shows the levels, faculties, and programs offered on the campus.

S.No.	Program Name	Level	Faculty
1	Bachelor in Business Studies (BBS)	Bachelor	Management
2	Bachelor in Education (B.Ed)	Bachelor	Education
3	Bachelor Of Information and Communication Technology Education (BICTE)	Bachelor	Education
4	Bachelor of Arts(B.A)	Bachelor	Humanities and social Sciences
5	Master in Business Studies(MBS)	Master	Management
6	Master in Education (M.Ed.)	Master	Education



SECTION 3: STUDENT ENROLLMENT

3.1 STUDENT ENROLLMENT INFORMATION

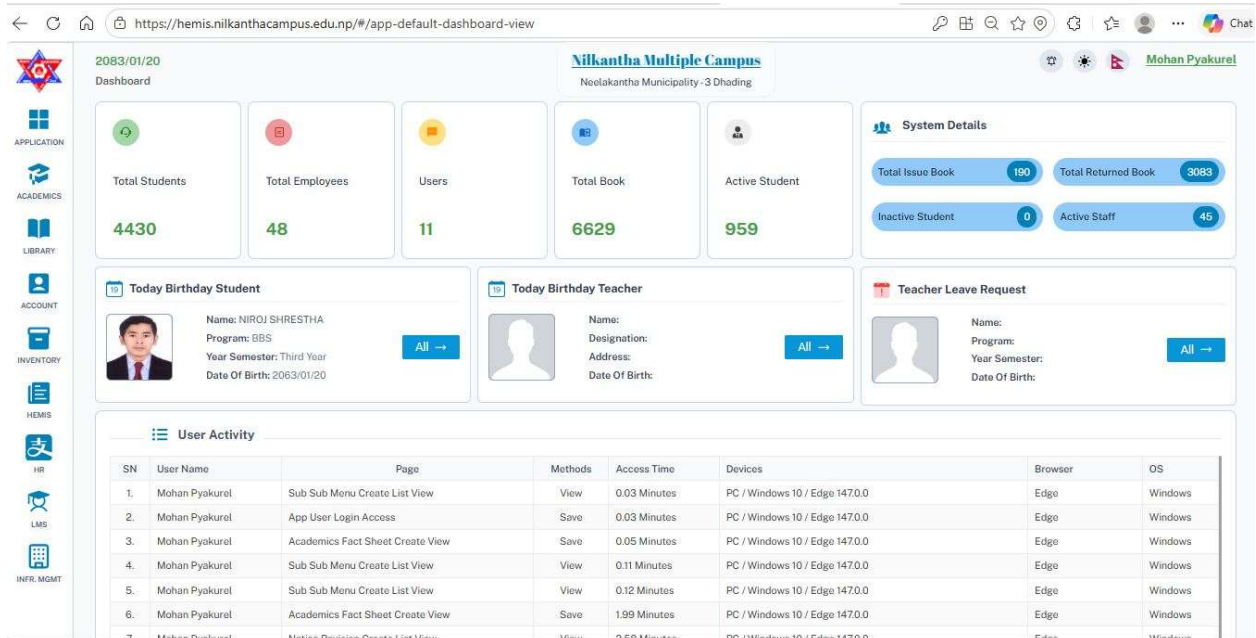
In this section, explain the details about the enrolled students in the last four years in Nilkantha Multiple Campus (NMC), Neelakantha-3, Dhading. Enrolled student categorized by faculty, level, program, and other various parameters.

Student enrollment/registration detail reported by fiscal years (F.Y.)/batch: name (Full), Roll No., district, local level, ethnicity, gender, age, batch year, faculty, level, program, etc., are presented in various HEMIS modules, such as student enrollment details, which show student management.

3.2 VARIOUS DATA MANAGEMENT MODULE ON HEMIS

Figure 2 shows the various modules on HEMIS.

Figure 2:
Various Data Management Modules on HEMIS



Source: HEMIS of NMC 2082-83

3.3 SAMPLE STUDENT DATA DETAILS

Figure 3:
Sample Student Details by Name, Gender, Address, Batch/Year etc.

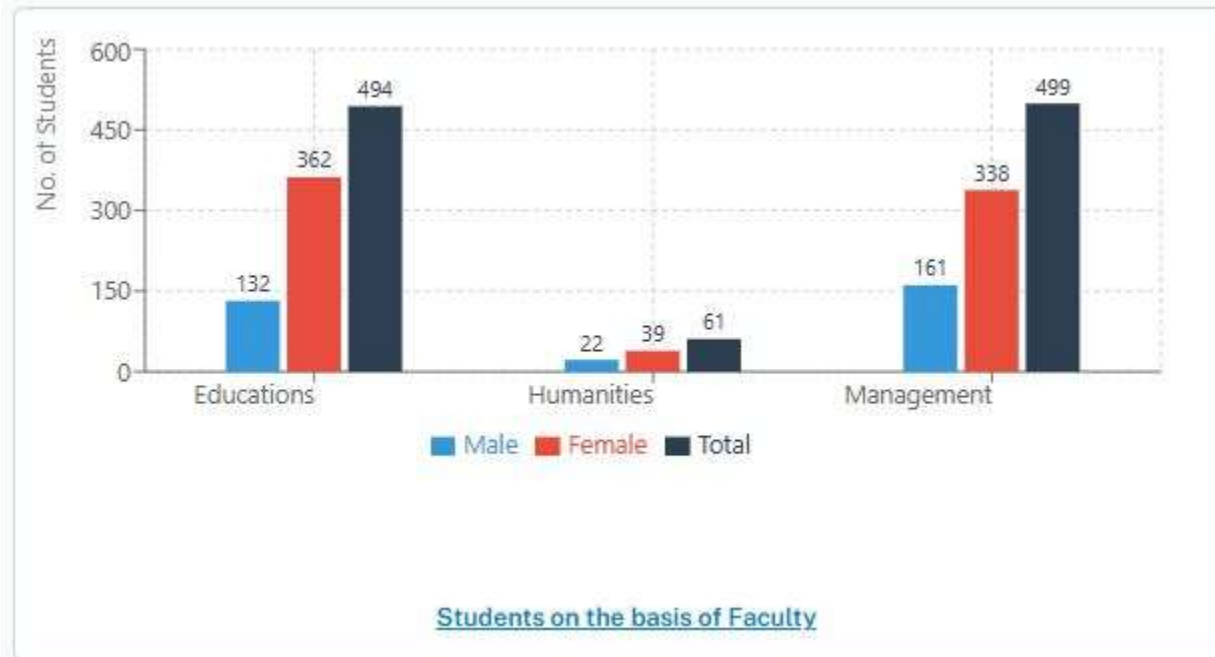
Roll No	Student ID	Full Name	Address	Phone	Father Name	Father Phone	DOB	Email	Gender
1	4059	Isha Gurung	Netrawati Dabjong Rural Municipality-5, Dhading	9742557617	Joy Bahadur Gurung	9843510526	2061/12/16		Female
2	4065	Susmita Gubhaju	Nilakantha Municipality-4, Dhading	9761721146	Surya Man Gubhaju	9861491590	2062/05/08	Susmitasubhaju189@gmail.Com	Female
3	4071	Salina Shrestha	Netrawati Dabjong Rural Municipality-1, Dhading	9843035246	Amar Man Shrstha	9843035246	2064/02/29		Female
4	4061	Rojina Thapa	Nilakantha Municipality-13, Dhading	9761835138	Ramkrishna Thapa Chhetri	9841480791	2062/12/09		Female
5	4062	Usha Adhikari	Nilakantha Municipality-12, Dhading	9849849005	Ramesh Adhikari	9860932230	2064/11/15	Ushaadhikari163@gmail.Com	Female
6	4069	Seema Tamang	Jwalamukhi Rural Municipality-2, Dhading	9766480573	Dil Bahadur Tamang	9866281002	2063/05/20	Cma78143@gmail.Com	Female
7	4075	Mulyankan Thapa	Nilakantha Municipality-3, Dhading	9813722024	Manoj Thapa	9851165157	2063/05/05		Male
8	4076	Susila B K	Tripura Sundari Rural Municipality-1, Dhading	9766904022	Khil Bahadur B.K.	9749872581	2060/01/01	Susilacatty@gmail.Com	Female
9	4079	Dipa Shahi	Nilakantha Municipality-4, Dhading	9749872742	Dil Bahadur Shahi	9763604078	2064/05/23	Dipashahi699@gmail.Com	Female
10	4081	Sunam Lama	Netrawati Dabjong Rural Municipality-4, Dhading	9869378146	Nirajan Lama	9860372289	2063/01/09	Hipp5755@gmail.Com	Male
11	4086	Sohana Lamsal	Nilakantha Municipality-8, Dhading	9841963798	Hari Krishna Lamsal	9841963798	2063/03/01		Female
12	4088	Sapana Shakya	Nilakantha Municipality-9, Dhading	9761723896	Bil Bahadur Shakya	9841280641	2064/12/22		Female
13	4092	Manika Baraili	Nilakantha Municipality-9, Dhading	9763699650	Dilman Kami	9763699649	2065/04/29		Female
14	4099	Shakti Devi Ale	Nilakantha Municipality-11, Dhading	9864683865	Dal Bahadur Ale	9864683865	2050/02/11		Female
15	4106	Saasha Adhikari	Netrawati Dabjong Rural Municipality-2, Dhading	9841186155	Sanjiv Adhikari		2064/04/20		Female
16	4108	Rojina Shrestha	Siddhalek Rural Municipality-5, Dhading	9861597114	Baburam Shrestha		2063/06/08		Female
17	4112	Gaurab Gurung	Nilakantha Municipality-4, Dhading	9741696870	Purna Bahadur Gurung	9840215225	2061/01/01	Gauragurung200@gmail.Com	Male
18	4113	Yash Tamang	Khanishubak Rural Municipality-1, Dhading	9862727265	Dal Bahadur Tamang	9860927242	2062/08/08	Yashitamang78@gmail.Com	Male

Source: HEMIS of NMC 2082-83



3.4 STUDENT ENROLLMENT BY FACULTY AND GENDER

Figure 4:
Student Enrollment by Faculty and Gender.



Source: HEMIS of NMC 2082/83

Nilkantha Multiple Campus, affiliated with TU, offers bachelor 's and master -level programs in the Education, Management and Humanities faculties. Of the 499 students in the management program, 161 are male, and 338 are female. In the education program, there are 132 male and 362 female students, for a total of 494 and in the Humanities Faculty there are 12 Male and 39 Female for a total of 61.

3.5 TOTAL NUMBER OF STUDENTS BY LEVEL AND GENDER

Figure 5:
Total Number of Student by Level and Gender



Source: HEMIS of NMC 2082/83

Figure 5 shows the total number of students by level and gender. There are a total of 882 students at the bachelor's level, and 172 students at the master's Level.

3.6 TOTAL NUMBER OF STUDENTS BY FACULTY AND ETHNICITY

Figure 6:
Total Number of students by Faculty, Gender and Ethnicity.

S.N.	Faculty Name	Gender				Caste																							
		Total	M	F	O	Muslim				Dalits				Madhesi				Others				Janajati				Chhetri			
						Total	M	F	O	Total	M	F	O	Total	M	F	O	Total	M	F	O	Total	M	F	O	Total	M	F	O
1.	Management	499	161	338	0	0	0	0	0	48	17	31	0	5	1	4	0	97	38	59	0	251	75	176	0	67	19	48	0
2.	Humanities	61	22	39	0	0	0	0	0	9	3	6	0	0	0	0	0	3	1	2	0	30	8	22	0	8	3	5	0
3.	Educations	494	132	362	0	2	1	1	0	31	8	23	0	1	1	0	0	51	19	32	0	247	55	192	0	128	42	86	0
Grand Total		1054	315	739	0	2	1	1	0	88	28	60	0	6	2	4	0	151	58	93	0	528	138	390	0	203	64	139	0

Source: HEMIS of NMC 2082-83

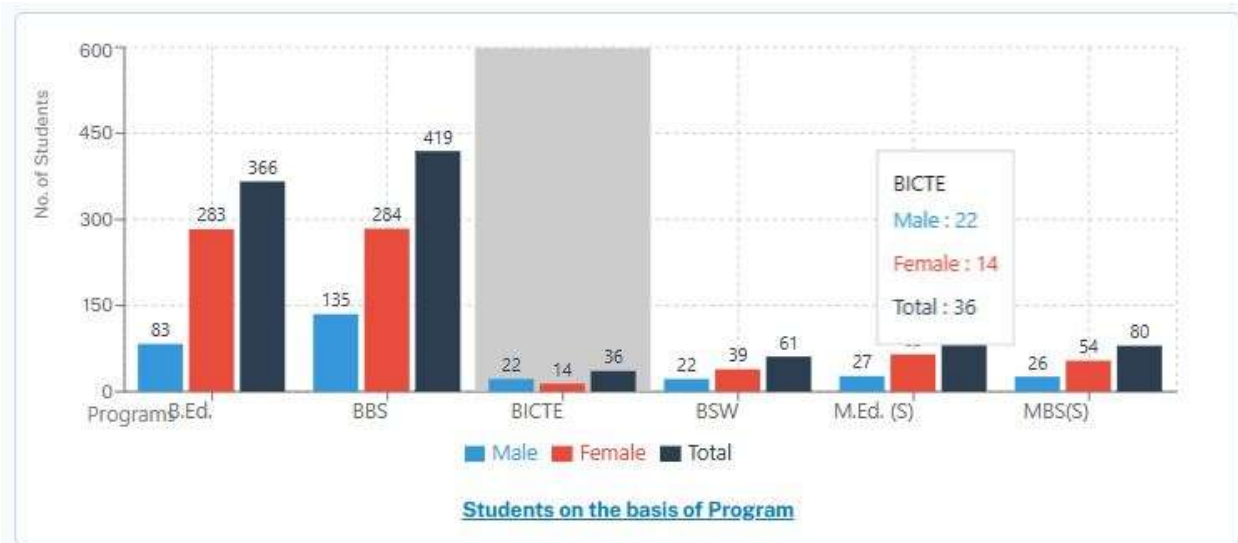
In figure 6, The table presents a summary of student enrollment in different faculties for the academic year 2082. It includes three faculties: Management, Humanities, and Education, with a total enrollment of 1,054 students. Among them, 315 are male and 739 are female, showing that female students outnumber male students significantly. The Management faculty has 499 students, Humanities has 61 students, and Education has 494 students. The data also categorizes students by caste and ethnicity, where Janajati students have the highest enrollment with 528 students, followed by Chhetri with 203 students, Others with 151 students, Dalits with 88 students, Madhesi with 6 students, and Muslim with 2 students. Overall, the table shows strong female participation in higher education and a diverse representation of different communities.



3.7. TOTAL NUMBER OF STUDENTS BY PROGRAM AND GENDER

The total number of students by program and gender shows the following figure.

Figure 7:



Source: HEMIS of NMC 2082-83.

The image shows a bar chart titled “Students on the basis of Program,” comparing the number of male, female, and total students across different academic programs. The programs included are B.Ed., BBS, BICTE, BSW, M.Ed. (S), and MBS. Each program has three bars: blue for male students, red for female students, and a darker bar representing the total number of students.

From the chart, BBS has the highest total enrollment with 419 students, followed by B.Ed. with 366 students. In both programs, female students significantly outnumber male students. BICTE has a much smaller number of students, with a total of 36 (22 males and 14 females). Similarly, BSW has 61 students, and MBS has 80 students, both showing more female than male students. M.Ed. (S) also has a moderate number of students, with females again forming the majority.

Overall, the chart indicates that female students are more numerous than male students in all programs, and BBS is the most popular program among students.

3.8 TOTAL NUMBER OF STUDENTS BY DISTRICT ETHNICITY AND GENDER

Figure 8 shows students by district.

Figure 8 :

7. Summary of Student Enrollment on each district

Year *
2082

Print Search

District-wise Summary

SN	District Name	Gender				Caste							
		Male	Female	Other	Total	Muslim	Dalit	Madhesi	Janajati	Others	Chhetri	Bharman	Tharu
1	Dhading	290	710	0	1000	0	80	4	519	137	193	67	0
2	Lamjung	2	0	0	2	0	2	0	0	0	0	0	0
3	Baitadi	1	0	0	1	0	0	0	0	0	0	1	0
4	Morang	0	1	0	1	0	0	0	1	0	0	0	0
5	Sindhupalchok	2	0	0	2	0	1	0	0	0	1	0	0
6	Gorkha	6	15	0	21	2	3	0	4	4	4	4	0
7	Parsa	1	0	0	1	0	0	0	0	0	1	0	0
8	Tanahu	0	1	0	1	0	0	0	1	0	0	0	0
9	Rupandehi	1	0	0	1	0	0	0	0	0	1	0	0
10	Bara	1	2	0	3	0	0	2	0	1	0	0	0
11	Ramechhap	1	0	0	1	0	0	0	0	0	1	0	0
12	Kavrepalanchok	0	1	0	1	0	0	0	0	0	0	1	0
13	Nuwakot	2	3	0	5	0	2	0	1	2	0	0	0
14	Dolakha	1	0	0	1	0	0	0	1	0	0	0	0
15	Parbat	1	0	0	1	0	0	0	0	0	0	1	0
16	Palpa	1	0	0	1	0	0	0	0	1	0	0	0
17	Jajarkot	1	0	0	1	0	0	0	0	1	0	0	0
18	Dadeldhura	0	1	0	1	0	0	0	0	1	0	0	0
19	Jumla	1	0	0	1	0	0	0	0	1	0	0	0
20	Kanchanpur	2	1	0	3	0	0	0	0	1	1	1	0
21	Rukum Paschim	0	1	0	1	0	0	0	0	1	0	0	0
22	Jhapa	0	1	0	1	0	0	0	1	0	0	0	0
23	Bardiya	1	0	0	1	0	0	0	0	0	0	0	1
24	Dang	0	1	0	1	0	0	0	0	0	1	0	0
25	Makawanpur	0	1	0	1	0	0	0	0	1	0	0	0
Total		315	739	0	1054	2	88	6	528	151	203	75	1

Source: HEMIS of NMC 2082-83

The image shows a table titled “Summary of Student Enrollment on each district” for the year 2082. It presents district-wise data including the number of male, female, and total students, along with their caste distribution such as Muslim, Dalit, Madhesi, Janajati, and others. Dhading has the highest number of students with a total of 1000, where female students (710) significantly outnumber males (290). Most other districts have very small numbers of students, often just one or two. Overall, the total enrollment is 1054 students, with 739 females and 315 males, showing that female students make up the majority.



3.10 TOTAL NUMBER OF STUDENTS ENROLLMENT BY AGE GROUP

Figure 10:
Total Number of Students Enrolled by Age and program.

Academic Year	Age																							
	17-20				21-22				23-29				30-34				34 Above				Unknown			
	Total	M	F	O	Total	M	F	O	Total	M	F	O	Total	M	F	O	Total	M	F	O	Total	M	F	O
2082/2086 (First Year)	97	33	64	0	10	5	5	0	4	2	2	0	1	0	1	0	0	0	0	0	0	0	0	0
2081/2084 (Second Year)	79	31	48	0	26	11	15	0	9	5	4	0	2	0	2	0	0	0	0	0	0	0	0	0
2080/2083 (Third Year)	22	5	17	0	30	9	21	0	9	1	8	0	0	0	0	0	0	0	0	0	0	0	0	0
2079/2082 (Third Year)	7	2	5	0	40	11	29	0	9	4	5	0	0	0	0	0	0	0	0	0	0	0	0	0
2078/2081 (Fourth Year)	0	0	0	0	30	7	23	0	44	9	35	0	0	0	0	0	0	0	0	0	0	0	0	0

BSW

Academic Year	Age																							
	17-20				21-22				23-29				30-34				34 Above				Unknown			
	Total	M	F	O	Total	M	F	O	Total	M	F	O	Total	M	F	O	Total	M	F	O	Total	M	F	O
2082/2086 (First Year)	24	8	16	0	2	1	1	0	5	2	3	0	5	4	1	0	2	1	1	0	0	0	0	0
2079/2082 (Third Year)	0	0	0	0	0	0	0	0	2	0	2	0	0	0	0	0	0	0	0	0	0	0	0	0
2078/2081 (Fourth Year)	0	0	0	0	6	0	6	0	14	5	9	0	0	0	0	0	1	1	0	0	0	0	0	0

B.Ed.

Academic Year	Age																							
	17-20				21-22				23-29				30-34				34 Above				Unknown			
	Total	M	F	O	Total	M	F	O	Total	M	F	O	Total	M	F	O	Total	M	F	O	Total	M	F	O
2082/2086 (First Year)	91	25	66	0	11	3	8	0	14	2	12	0	5	1	4	0	3	0	3	0	0	0	0	0
2081/2084 (Second Year)	54	16	38	0	21	9	12	0	25	6	19	0	7	3	4	0	2	2	0	0	0	0	0	0
2080/2083 (Third Year)	13	1	12	0	18	1	17	0	19	3	16	0	1	0	1	0	0	0	0	0	0	0	0	0
2079/2082 (Third Year)	8	2	6	0	18	2	16	0	18	1	17	0	0	0	0	0	2	0	2	0	0	0	0	0
2078/2081 (Fourth Year)	0	0	0	0	10	2	8	0	24	3	21	0	1	0	1	0	1	1	0	0	0	0	0	0

MBS(S)

Academic Year	Age																							
	17-20				21-22				23-29				30-34				34 Above				Unknown			
	Total	M	F	O	Total	M	F	O	Total	M	F	O	Total	M	F	O	Total	M	F	O	Total	M	F	O
2082/2084 (First Semester)	0	0	0	0	1	0	1	0	14	4	10	0	5	3	2	0	0	0	0	0	0	0	0	0
2081/2082 (Second Semester)	0	0	0	0	0	0	0	0	30	7	23	0	7	4	3	0	2	2	0	0	0	0	0	0
2080/2081 (Fourth Semester)	0	0	0	0	0	0	0	0	19	6	13	0	2	0	2	0	0	0	0	0	0	0	0	0

M.Ed. (S)

Academic Year	Age																							
	17-20				21-22				23-29				30-34				34 Above				Unknown			
	Total	M	F	O	Total	M	F	O	Total	M	F	O	Total	M	F	O	Total	M	F	O	Total	M	F	O
2082/2084 (First Semester)	0	0	0	0	4	0	4	0	25	4	21	0	7	2	5	0	12	3	9	0	0	0	0	0
2081/2082 (Second Semester)	0	0	0	0	0	0	0	0	10	2	8	0	5	3	2	0	10	5	5	0	0	0	0	0
2080/2081 (Fourth Semester)	0	0	0	0	0	0	0	0	12	5	7	0	2	0	2	0	5	3	2	0	0	0	0	0

BICTE

Academic Year	Age																							
	17-20				21-22				23-29				30-34				34 Above				Unknown			
	Total	M	F	O	Total	M	F	O	Total	M	F	O	Total	M	F	O	Total	M	F	O	Total	M	F	O
2082/2086 (First Semester)	12	9	3	0	2	2	0	0	0	0	0	0	0	0	0	0	0	0	0	0	0	0	0	0
2081/2084 (Third Semester)	8	5	3	0	0	0	0	0	1	1	0	0	0	0	0	0	0	0	0	0	0	0	0	0
2080/2083 (Fifth Semester)	0	0	0	0	4	1	3	0	0	0	0	0	0	0	0	0	0	0	0	0	0	0	0	0
2079/2082 (Sixth Semester)	1	1	0	0	1	0	1	0	2	1	1	0	0	0	0	0	0	0	0	0	0	0	0	0
2078/2081 (Eighth Semester)	0	0	0	0	4	2	2	0	1	0	1	0	0	0	0	0	0	0	0	0	0	0	0	0

Source: HEMIS of NMC 2082-83

According to Table 5, there are a total of 24 students below 18 years, among them 13 are males, and 11 are females. Under the age group 18-22, there are 119 total, and 34 are males, and 85 are females. In the age group 23-27 are a total of 43, and 10 are males, and 33 are females. There are



15 in total, and 7 are males, and 8 are females, under the 28-32 age group, and above 32-year age group, the total are 4, and 3 are males, 1 is female.



SECTION 4: PASS RATE

4. TOTAL NUMBER OF STUDENTS PASSED BY PROGRAM & YEAR/ SEMESTER WISE

S.N.	Subjects	No of Appeared Student																	Passed Students & %																							
		Total	M	F	Mus	Madh.	Dalit	Jan.	Brah.	Tharu	Chh.	Oth.	Total	%	M	%	F	%	Mus	%	Madh.	%	Dalit	%	Jan.	%	Bra.	%	Tharu	%	Chh.	%	Oth.	%	Total	%	M	%	F	%	Mus	%
1	English	112	44	68	0	1	14	55	6	0	13	23	80	79.46	31	27.68	58	51.79	0	0.00	1	0.89	11	9.82	46	41.07	4	3.57	0	0.00	7	6.25	20	17.86	20	17.86	11	9.82	9	8.04	0	0.00
2	P.M.	112	44	68	0	1	14	55	6	0	13	23	93	83.04	31	27.68	62	55.36	0	0.00	1	0.89	12	10.71	46	41.07	6	5.36	0	0.00	8	7.14	20	17.86	6	5.36	3	2.68	3	2.68	0	0.00
3	Accounting for Fin. Ana & Plan	112	44	68	0	1	14	55	6	0	13	23	39	34.82	12	10.71	27	24.11	0	0.00	1	0.89	8	7.14	20	17.86	3	2.68	0	0.00	1	0.89	6	5.36	61	54.46	22	19.64	39	34.82	0	0.00
4	Statistics Micro economic for Business	112	44	68	0	1	14	55	6	0	13	23	61	54.46	19	16.96	42	37.50	0	0.00	1	0.89	8	7.14	31	27.68	4	3.57	0	0.00	6	5.36	11	9.82	43	38.39	19	16.96	24	21.43	0	0.00
5	Accounting for Business	112	44	68	0	1	14	55	6	0	13	23	38	33.93	15	13.39	23	20.54	0	0.00	0	0.00	6	5.36	22	19.64	3	2.68	0	0.00	1	0.89	6	5.36	67	59.82	24	21.43	43	38.39	0	0.00
	Total	112											27	24.11	11	9.82	16	14.29	0	0.00	0	0.00	6	5.68	15	14.04	3	2.79	0	0.00	3	2.79	85	79.43	33	29.46	52	46.43	0	0.00		

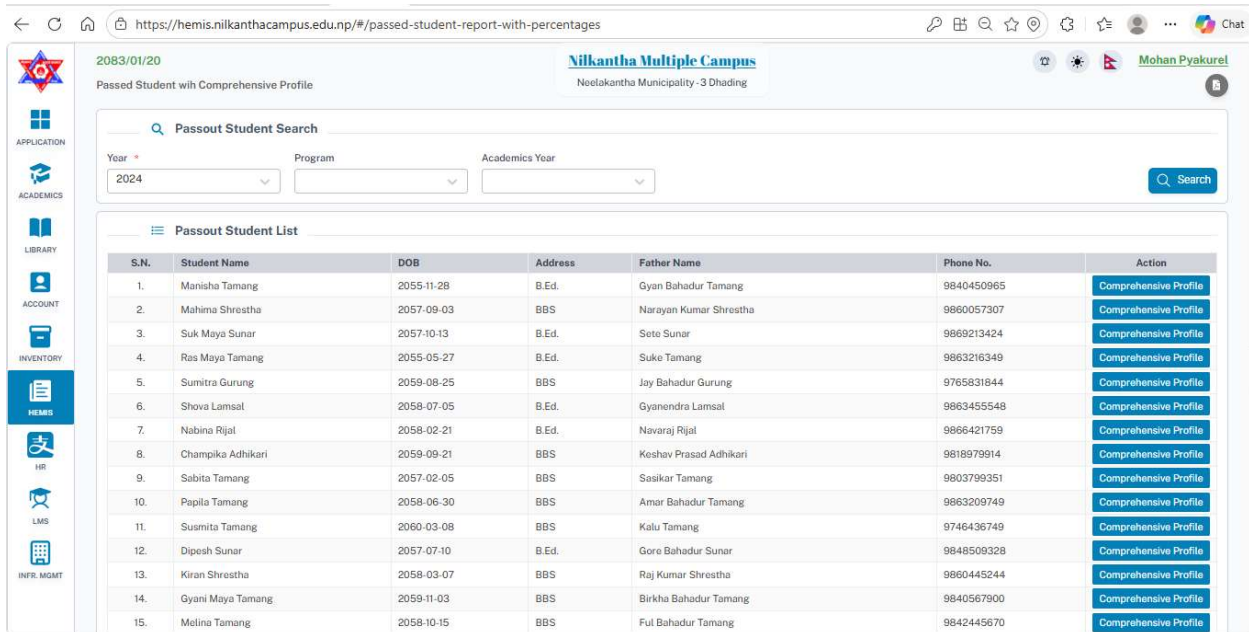
Figure 11: Source: HEMIS of NMC 2082-83

The sample result analysis of BBS First Year (2081/84) shows that a total of 112 students appeared in the examination, including 44 male and 68 female students. Among them, 27 students (24.11%) successfully passed all subjects, while 85 students (79.43%) were unsuccessful in one or more subjects, indicating a relatively low overall pass rate. Subject-wise, the highest pass rate was recorded in Principles of Management (83.04%), followed by English (79.46%), whereas Accounting for Financial Analysis and Planning (34.82%) and Micro Economics for Business (33.93%) showed the lowest pass rates, making them the most challenging subjects. Statistics recorded a moderate pass rate of 54.46%. Female students appeared in greater numbers than male students, and Janajati students formed the largest ethnic group among examinees, followed by Chhetri and Others. Overall, the result indicates satisfactory performance in theoretical subjects but weaker achievement in technical and analytical subjects, suggesting the need for additional academic support in accounting and economics.

SECTION 5: GRADUATES AND DROPOUT INFORMATION

5.1 TOTAL NUMBER OF GRADUATED STUDENTS

Figure 12 shows graduated students 2024




S.N.	Student Name	DOB	Address	Father Name	Phone No.	Action
1.	Manisha Tamang	2055-11-28	B.Ed.	Gyan Bahadur Tamang	9840450965	Comprehensive Profile
2.	Mahima Shrestha	2057-09-03	BBS	Narayan Kumar Shrestha	9860057307	Comprehensive Profile
3.	Suk Maya Sunar	2057-10-13	B.Ed.	Sete Sunar	9869213424	Comprehensive Profile
4.	Ras Maya Tamang	2055-05-27	B.Ed.	Suke Tamang	9863216349	Comprehensive Profile
5.	Sumitra Gurung	2059-08-25	BBS	Jay Bahadur Gurung	9765831844	Comprehensive Profile
6.	Shova Lamsal	2058-07-05	B.Ed.	Gyanendra Lamsal	9863455548	Comprehensive Profile
7.	Nabina Rijal	2058-02-21	B.Ed.	Navaraj Rijal	9866421759	Comprehensive Profile
8.	Champika Adhikari	2059-09-21	BBS	Keshav Prasad Adhikari	9818979914	Comprehensive Profile
9.	Sabita Tamang	2057-02-05	BBS	Sasikar Tamang	9803799351	Comprehensive Profile
10.	Papila Tamang	2058-06-30	BBS	Amar Bahadur Tamang	9863209749	Comprehensive Profile
11.	Susmita Tamang	2060-03-08	BBS	Kalu Tamang	9746436749	Comprehensive Profile
12.	Dipesh Sunar	2057-07-10	B.Ed.	Gore Bahadur Sunar	9848509328	Comprehensive Profile
13.	Kiran Shrestha	2058-03-07	BBS	Raj Kumar Shrestha	9860445244	Comprehensive Profile
14.	Gyani Maya Tamang	2059-11-03	BBS	Birku Bahadur Tamang	9840567900	Comprehensive Profile
15.	Melina Tamang	2058-10-15	BBS	Ful Bahadur Tamang	9842445670	Comprehensive Profile

Figure 12: Source: HEMIS of NMC 2082-83

The image below presents the list of students who graduated in 2024 from the BBS and B.Ed. programs. A total of 36 students successfully completed their studies, with female students representing the majority of graduates. The list includes students from diverse social and ethnic backgrounds such as Tamang, Shrestha, Gurung, Sunar, Rijal, and others, reflecting inclusive student participation. Most of the graduates are from the BBS program, while a considerable number are from B.Ed., indicating active academic achievement in both faculties. Overall, the 2024 graduate record reflects satisfactory academic success, strong female participation, and diverse student representation.


5.2 GRADUATE STUDENTS COMPRESSIVE PROFILE

.GRADUATE PROFILE 2077/81 BATCH



2083/01/20
Comprehensive Profile

Nilkantha Multiple Campus
Neelakantha Municipality - 3 Dhading



Search Student


Program * Year/Semester * Section * Academics Year * Student List *

1. BBS 1. First Year 1. No Section 11. 2077/2080 1113. Dipa Adhikari

Comprehensive Profile

Student Personal Information

NAME : Dipa Adhikari	ADDRESS : Nilkantha-7.
Land Line : 9864659114	Mobile : 9864659114
Date of Birth : 2060-03-07	Gender : Female
Email :	Father's Name : Navraj Adhikari
Mother's Name : Bhawani Adhikari	Father's Qualification : Literate
Mother's Qualification : Literate	



Academic Background

SEE : NEB	Passed Year : 2074	Percentage/GPA : -	Division : 3.10
+3 : NEB	Passed Year : 277	Percentage/GPA : -	Division : 3.05

In Campus Academic Profile

Program : BBS	Level : Bachelor
TU Registrion No. : 7-2-375-53-2020	Campus ID :

First Year 2021 Symbol No.: 703750016, 703750022

Subjects	2021		2022		2023		Total Marks
	MO	Fail/Pass	MO	Fail/Pass	MO	Fail/Pass	
MGT 201. Business English	35	Pass					226
MGT 213. Principles of Management	55	Pass					
MGT 211. Accounting for Fin. Ana & Plan	40	Pass					
MGT 202. Business Statistics	51	Pass					
MGT 207. Micro economic for Business	27	Fail	25	Fail	45	Pass	

Second Year 2022 Symbol No.: 703750058

Subjects	2022		Total Marks
	MO	Fail/Pass	
MGT 205. Business Communication	38	Pass	211
MGT 209. Macroeconomics for Business	50	Pass	
MGT 212. Cost and Management Accounting	38	Pass	
MGT 215. Fundamentals of Financial Management	37	Pass	
MGT 223. Organizational Behavior & HRM	48	Pass	

Third Year 2023 Symbol No.: 703750059

Subjects	2023		Total Marks
	MO	Fail/Pass	
MGT 204. Business Law	45	Pass	286
MGT 217. Business Envl. & Strategic Mgmt	51	Pass	
MGT 214. Fundamental of Marketing	75	Pass	
MGT 226. Fundamental of Financial System	74	Pass	
MGT 224. Taxation in Nepal	41	Pass	

Fourth Year 2024 Symbol No.:

Subjects	2024		Total Marks
	MO	Fail/Pass	
FIN253. Fundamentals of Investment	52	Pass	334
FIN255. Mgmt. of Financial Institutions	52	Pass	
MGT221. Business Research Methods	33	Pass	
MGT225. Entrepreneurship	71	Pass	
MGT401. Final Project	48	Pass	
FIN 250. Fundamentals of Corporate Finance	78	Pass	

Full Marks : 2000 Passed Percentage: 52.85 Division: Pass Passed year: 2024

Figure 13: Source: HEMIS of NMC 2082-83



The figure below presents the comprehensive student profile available in the HEMIS system, which provides detailed personal, academic, and performance-related information of each student in an integrated format. The profile includes personal details such as name, address, date of birth, contact number, gender, and parents' information, along with academic background including SEE and +2 records. It also displays the student's in-campus academic profile, such as program, level, registration number, and academic year. In addition, the system presents year-wise subject records from first year to fourth year, showing obtained marks, pass/fail status, total marks, and final academic performance. This type of profile is available for all students in the system and serves as a comprehensive digital academic record for monitoring student progress, evaluating performance, and maintaining institutional documentation efficiently.

5.3 TOTAL NUMBER OF STUDENTS DROPPING OUT IN THE LAST FIVE FISCAL YEARS

Figure 14: Last Five Fiscal Years: Total Number of Student Dropouts by Program.

Roll No.	Full Name	Age	Sex	Status	Reason	Serial	Program	Non-Resident	Priority	Level	Remarks
101	Arif Shah	16	M	Drop Out	Drop Out	2020-21	Bachelor of Science in Business Studies	No	Normal	Management	Due to not submitting the Student's consent form
102	Ahmed Ali	16	M	Drop Out	Drop Out	2020-21	Bachelor of Science in Business Studies	No	Normal	Management	Due to not submitting the Student's consent form
103	Ahmed Ali	16	M	Drop Out	Drop Out	2020-21	Bachelor of Science in Business Studies	No	Normal	Management	Due to not submitting the Student's consent form
104	Ahmed Ali	16	M	Drop Out	Drop Out	2020-21	Bachelor of Science in Business Studies	No	Normal	Management	Due to not submitting the Student's consent form
105	Ahmed Ali	16	M	Drop Out	Drop Out	2020-21	Bachelor of Science in Business Studies	No	Normal	Management	Due to not submitting the Student's consent form
106	Ahmed Ali	16	M	Drop Out	Drop Out	2020-21	Bachelor of Science in Business Studies	No	Normal	Management	Due to not submitting the Student's consent form
107	Ahmed Ali	16	M	Drop Out	Drop Out	2020-21	Bachelor of Science in Business Studies	No	Normal	Management	Due to not submitting the Student's consent form
108	Ahmed Ali	16	M	Drop Out	Drop Out	2020-21	Bachelor of Science in Business Studies	No	Normal	Management	Due to not submitting the Student's consent form
109	Ahmed Ali	16	M	Drop Out	Drop Out	2020-21	Bachelor of Science in Business Studies	No	Normal	Management	Due to not submitting the Student's consent form
110	Ahmed Ali	16	M	Drop Out	Drop Out	2020-21	Bachelor of Science in Business Studies	No	Normal	Management	Due to not submitting the Student's consent form
111	Ahmed Ali	16	M	Drop Out	Drop Out	2020-21	Bachelor of Science in Business Studies	No	Normal	Management	Due to not submitting the Student's consent form
112	Ahmed Ali	16	M	Drop Out	Drop Out	2020-21	Bachelor of Science in Business Studies	No	Normal	Management	Due to not submitting the Student's consent form
113	Ahmed Ali	16	M	Drop Out	Drop Out	2020-21	Bachelor of Science in Business Studies	No	Normal	Management	Due to not submitting the Student's consent form
114	Ahmed Ali	16	M	Drop Out	Drop Out	2020-21	Bachelor of Science in Business Studies	No	Normal	Management	Due to not submitting the Student's consent form
115	Ahmed Ali	16	M	Drop Out	Drop Out	2020-21	Bachelor of Science in Business Studies	No	Normal	Management	Due to not submitting the Student's consent form
116	Ahmed Ali	16	M	Drop Out	Drop Out	2020-21	Bachelor of Science in Business Studies	No	Normal	Management	Due to not submitting the Student's consent form
117	Ahmed Ali	16	M	Drop Out	Drop Out	2020-21	Bachelor of Science in Business Studies	No	Normal	Management	Due to not submitting the Student's consent form
118	Ahmed Ali	16	M	Drop Out	Drop Out	2020-21	Bachelor of Science in Business Studies	No	Normal	Management	Due to not submitting the Student's consent form
119	Ahmed Ali	16	M	Drop Out	Drop Out	2020-21	Bachelor of Science in Business Studies	No	Normal	Management	Due to not submitting the Student's consent form
120	Ahmed Ali	16	M	Drop Out	Drop Out	2020-21	Bachelor of Science in Business Studies	No	Normal	Management	Due to not submitting the Student's consent form



Source: HEMIS of NMC 2082-83

The image shows a detailed “Student DropOut Reports” page from Nilkantha Multiple Campus. It contains a large table listing students with columns such as name, roll number, batch, reason for dropout, date of entry, program, year/semester, faculty, and level. Most students are enrolled in bachelor’s programs like Business Studies and Education, and common reasons for dropping out include not filling exam forms or not submitting second-year examination forms. The report organizes many entries clearly, highlighting patterns in student withdrawal across different years and faculties.



SECTION 6: GENDER PARITY INDEX (GPI)

6.1 THE GENDER PARITY INDEX (GPI)

The GPI index is a measure that compares the relative access to education or other opportunities between males and females. It is commonly used in education to determine whether females have the same chances of education as males.

$$GPI = \frac{\text{Total Number of female}}{\text{Total number of male}}$$

If the value of GPI equals one, there is perfect gender parity, which means equal participation between males and females. If GPI is less than one, there are fewer females than males, which means gender disparity in favor of males. If GPI is greater than one, there are more females than males, which means gender disparity in favor of females.

6.2 GPI INDEX OF ENROLLED STUDENTS BY FACULTY AND LEVEL OF NMC

Figure 15: GPI Index of Enrolled Students by Faculty and Level

6. Summary of Student on each program
Year: 2082

GPI Index of the campus by program

S.N.	Program Name	Level	Faculty	Male	Female	Others	GPI	Total
1	Bachelor's Degree in Business Studies	Bachelor	Management	155	254	3	2.02	410
2	Bachelor's Degree in Humanities	Bachelor	Humanities	50	36	3	1.17	89
3	Bachelor's Degree in Education	Bachelor	Education	60	263	3	2.41	326
4	Master's Degree in Business Studies (part)	Master	Management	25	54	3	2.28	82
5	Master's Degree in Education (part)	Master	Education	27	65	3	2.41	95
6	Bachelor in Information Communication Technology Education	Bachelor	Education	55	14	3	0.64	72
Grand Total				315	739	0	2.35	1054

Different program by ethnicity

S.No.	Program Name	Level	Faculty	Brahmin	Dalit	Madhwa	Tharu	Janajati	Others	Madhesi	Chhetri	Total
1	Business Studies	Bachelor	Management	0	45	0	0	3	500	77	4	586
2	Humanities	Bachelor	Humanities	0	5	0	0	0	30	3	0	38
3	Education	Bachelor	Education	0	24	2	0	0	194	31	0	251
4	Business Studies (part)	Master	Management	0	3	0	1	0	42	20	1	66
5	Education (part)	Master	Education	0	5	0	0	0	36	13	0	54
6	Bachelor in Information Communication Technology Education	Bachelor	Education	0	7	0	0	0	12	7	1	27
Grand Total				0	80	2	1	0	828	151	6	979

Students by Program, Ethnicity, and Gender

S.No.	Program Name	Gender			Ethnicity								Total
		Male	Female	Others	Brahmin	Dalit	Madhwa	Tharu	Janajati	Others	Madhesi	Chhetri	
1	Bachelor's Degree in Business Studies	155	254	3	0	45	0	0	0	299	77	4	380
2	Bachelor's Degree in Humanities	50	36	3	0	5	0	0	0	30	3	0	55
3	Bachelor's Degree in Education	60	263	3	0	24	2	0	0	194	31	0	251
4	Master's Degree in Business Studies (part)	25	54	3	0	3	0	1	0	42	20	1	66
5	Master's Degree in Education (part)	27	65	3	0	5	0	0	0	36	13	0	72
6	Bachelor in Information Communication Technology Education	55	14	3	0	7	0	0	0	12	7	1	32
Total		315	739	0	0	80	2	1	0	828	151	6	979

Source: HEMIS of NMC 2082-83

The image shows a “Summary of Student on each program” report from Nilkantha Multiple Campus for the year 2082. It includes tables displaying student distribution by program, gender, and ethnicity. Programs such as Business Studies, Humanities, Education, and ICT Education are listed with details like total enrollment, male and female counts, and GPI (Gender Parity Index). Additional tables break down students by ethnic groups (such as Janajati, Dalit, and Chhetri) and combine gender and ethnicity data. Overall, the report provides a clear statistical overview of student demographics and academic programs at the campus.



SECTION 7: PUBLIC FINANCE

The document appears to be an Advanced Voucher Report from Nilkantha Multiple Campus. It shows a detailed financial summary, including various accounts such as cash, bank balances, income, expenses, receivables, and payables. The report lists many transactions like student fees, exam fees, administrative costs, and grants, along with their debit and credit amounts. Overall, it provides a structured record of the institution's financial activities over a specific period.

Table 16 :Public Financing of NMC FY 2080-81

SN	Particulars	Particulars Amount		GLID	Total Amount	
		Debit Amount	Credit Amount		Debit Amount	Credit Amount
1.	Cash A/C	17,346,174.00	17,238,132.00	8		
2.	Cash	0.00	0.00	8	108,042.00	
1.	Bank A/C	49,435,264.60	26,117,414.19	9		
2.	Rastriya Banjiya Bank			9	14,792,012.60	18,503,764.19
3.	Muktinath Bikas Bank			9	152,930.00	
4.	RABa Bank ESEWA			9	8,852,082.00	7,613,650.00
5.	Global IME Bank			9	25,200,000.00	
6.	Muktinath Bikash Bank Current Account			9	438,240.00	
7.	Receivable A/C		120,000.00	12		
8.	Bagmati Province building retention			12		120,000.00
9.	Expense A/C	3,764.19		15		
10.	Administrative Expenses			15	3,764.19	
11.	Bank Interest tax	3,764.19		15		
12.	Payable A/C		2,291,170.00	6		
13.	Welfare fund saving			6		1,700,000.00
14.	Gratuity Fund			6		591,170.00
15.	Income A/C		21,018,496.60	16		
16.	Students Income			16		16,091,727.00
17.	Application Fee		67,900.00	16		



SECTION 8: TEACHING AND NON-TEACHING STAFFS

8.1 TEACHING AND NON TEACHING STAFF DETAILS BY NAME, POSITION, QUALIFICATION, JOB TYPE, AND APPOINTMENT DETAILS.

Figure:17
Teacher Staff Detailed Information.

2083/01/20
Staff List

Nilkantha Multiple Campus
Neelakantha Municipality -3 Dhading

Employee List

S.N.	Emp. Name	Designation	DOB	Phone	Father Name	Initial Salary	Permanent Address
49.	Arjun Simkhada	Lecture	2043/01/08	9841546930	Krishna Prasad Simkhada	7,500.00	Neelakantha-8
10.	Badri Prasad Koirala	Lecture	2028/01/08	984-1546875	Khem Raj Koirala	46,871.00	Neelakantha-8
53.	Bhoj Bahadur Shrestha	Office Helper	2037/04/10	976-3699624	Yam Narayan Shreatha	17,000.00	Neelakantha-4
51.	Binod Rijal	Lecture	2036/02/28	985-1200581	Bheshraj Rijal	7,500.00	Jwalamukhi-4
15.	Bishnu Maya Paudel	Lecture	2043/12/21	984-5585734	Liladhar Baral	46,871.00	Bhadaure Tamagi
31.	Bishnu Rijal	Lecture	2038/09/24	984-1528182	Homnath Rijal	10,190.00	Neelakantha-3
16.	Damaru Prasad Khatiwada	Lecture	2029/02/24	984-1656077	Bal Krishna Khatiwada	46,871.00	Arjundhara
35.	Dayanidhi Nepal	Visiter (Teacher)	2040/06/05	984-1809571	Ram Prasad Nepal	48,000.00	Neelakantha-4
9.	Devi Prasad Adhikari	Lecture	2036/01/12	985-1191561	Rom Nath Adhikari	46,871.00	Neelakantha-7
32.	Dhruba Adhikari	Visiter (Teacher)	2029/07/09	984-1686819	Krishna Bahadur Adhikari	48,000.00	Neelakantha-3
25.	Dilip Adhikari	Lecture	2026/09/25	984-1444337	Khageshwar Adhikari	30,567.00	Sundarbazar
50.	Dipak Sitaula	Visiter (Teacher)	2041/02/04	9841064006	0	7,500.00	0
29.	Dipendra Rijal	Lecture	2039/09/07	986-0057157	Rewati Rijal	3,400.00	Neelakantha-12
28.	Dipendra Rijal	Lecture	2039/09/07	986-0057157	Rewati Rijal	40,757.00	Neelakantha-12
27.	Dr. Mohan Bahadur Kadel	Lecture	2029/05/23	984-1528109	Bal Bahadur Kadel	20,380.00	Tripurasundari-5
8.	Dr. Murari Adhikari	Campus Chief	2039/08/02	985-1135610	Babu Ram Adhikari	46,871.00	sunaulabazar

Source: HEMIS of NMC 2082-83

8.2 TOTAL NUMBER OF TEACHER STAFF BY PROGRAM AND GENDER

Figure 18: Number of Teacher Staff by Program and Gender.

Department / Gender Based Staff					
S.No.	Position	Male	Female	Others	Total
1	Department of Educations	24	1	0	25
2	Department of Management	9	2	0	11
3	Department of Humanities	1	0	0	1
Total		34	3	0	37

Source: HEMIS of NMC 2082-83

The image shows a table titled “Department / Gender Based Staff,” which presents the number of staff members in different departments categorized by gender. It lists three departments: Education, Management, and Humanities. The Department of Education has the highest staff count with 25 members (24 male and 1 female). The Department of Management has 11 staff (9 male and 2 female), while the Department of Humanities has only 1 staff member (male). Overall, there are 37 staff members in total, with 34 males, 3 females, and no individuals in the “Others” category.

8.3 TOTAL NUMBER OF TEACHERS BY POSITION

Figure 19 shows teaching and non- teaching staff by post and gender.

S.N.	Post	Teaching				Non Teaching				Grand Total
		Total	M	F	O	Total	M	F	O	
1.	Lecture	29	26	3	0	0	0	0	0	29
2.	Campus Chief	1	1	0	0	0	0	0	0	1
3.	Asst. Campus Chief	1	1	0	0	0	0	0	0	1
4.	Visitor (Teacher)	5	5	0	0	0	0	0	0	5
5.	EMIS Focal Person	1	1	0	0	0	0	0	0	1
6.	Office Helper	0	0	0	0	4	2	2	0	4
7.	Librarian	0	0	0	0	1	1	0	0	1
8.	Accountant	0	0	0	0	2	1	1	0	2
9.	Administrator	0	0	0	0	1	1	0	0	1

Source: HEMIS of NMC 2082-83

The image shows a table presenting staff distribution by post, divided into teaching and non-teaching categories with gender details. Most teaching staff are Lecturers, totaling 29 (26 male and 3 female), along with a few roles like Campus Chief, Assistant Campus Chief, Visitor (Teacher), and EMIS Focal Person, each with small counts and mostly male. Non-teaching staff include positions such as Office Helper (4 staff, evenly split between male and female), Librarian (1 male), Accountant (2 staff, one male and one female), and Administrator (1 male). Overall, teaching staff dominate the total numbers, while non-teaching roles have fewer employees.

8.4 TEACHING AND NON TEACHING STAFF BY ETHNICITY

Figure 20:
Teaching Staff by Ethnicity.

Post and Contract Based Report																		
S.N.	Post	Permanent				Temporary				Contract				Part Time				Grand Total
		Total	M	F	O	Total	M	F	O	Total	M	F	O	Total	M	F	O	
1.	Lecture	9	8	1	0	5	4	1	0	0	0	0	0	15	14	1	0	29
2.	Campus Chief	1	1	0	0	0	0	0	0	0	0	0	0	0	0	0	0	1
3.	Asst. Campus Chief	1	1	0	0	0	0	0	0	0	0	0	0	0	0	0	0	1
4.	Visitor (Teacher)	0	0	0	0	0	0	0	0	1	1	0	0	4	4	0	0	5
5.	EMIS Focal Person	1	1	0	0	0	0	0	0	0	0	0	0	0	0	0	0	1
6.	Office Helper	4	2	2	0	0	0	0	0	0	0	0	0	0	0	0	0	4
7.	Librarian	1	1	0	0	0	0	0	0	0	0	0	0	0	0	0	0	1
8.	Accountant	2	1	1	0	0	0	0	0	0	0	0	0	0	0	0	0	2
9.	Administrator	1	1	0	0	0	0	0	0	0	0	0	0	0	0	0	0	1

Source: HEMIS of NMC 2082-83

The image shows a table titled “Post and Contract Based Report,” which presents staff distribution by job position and employment type: permanent, temporary, contract, and part-time, along with gender breakdowns. Lecturers make up the largest group with 29 staff, including 9 permanent, 5 temporary, and 15 part-time employees. Other positions like Campus Chief, Assistant Campus Chief, EMIS Focal Person, Librarian, Accountant, and Administrator each have only one or two staff, mostly in permanent roles. The Visitor (Teacher) role includes 1 contract and 4 part-time staff. Office Helpers total 4, all permanent with an equal number of males and females. Overall, most staff are either permanent or part-time, with very few in temporary or contract positions.

Figure 21:
Non-Teaching And Non Teaching Staff Summary by Gender and Post.

Post and Contract Based Report

S.N.	Post	Permanent				Temporary				Contract				Part Time				Grand Total
		Total	M	F	O	Total	M	F	O	Total	M	F	O	Total	M	F	O	
1.	Lecture	9	8	1	0	5	4	1	0	0	0	0	0	15	14	1	0	29
2.	Campus Chief	1	1	0	0	0	0	0	0	0	0	0	0	0	0	0	0	1
3.	Asst. Campus Chief	1	1	0	0	0	0	0	0	0	0	0	0	0	0	0	0	1
4.	Visitor (Teacher)	0	0	0	0	0	0	0	0	1	1	0	0	4	4	0	0	5
5.	EMIS Focal Person	1	1	0	0	0	0	0	0	0	0	0	0	0	0	0	0	1
6.	Office Helper	4	2	2	0	0	0	0	0	0	0	0	0	0	0	0	0	4
7.	Librarian	1	1	0	0	0	0	0	0	0	0	0	0	0	0	0	0	1
8.	Accountant	2	1	1	0	0	0	0	0	0	0	0	0	0	0	0	0	2
9.	Administrator	1	1	0	0	0	0	0	0	0	0	0	0	0	0	0	0	1

Caste and Contract Based Report

S.N.	Caste	Permanent				Temporary				Contract				Part Time				Grand Total
		Total	M	F	O	Total	M	F	O	Total	M	F	O	Total	M	F	O	
1.	Others	12	11	1	0	5	4	1	0	1	1	0	0	16	16	0	0	34
2.	Madhesi	1	1	0	0	0	0	0	0	0	0	0	0	0	0	0	0	1
3.	Janajati	6	4	2	0	0	0	0	0	0	0	0	3	2	1	0	9	
4.	Muslim	1	0	1	0	0	0	0	0	0	0	0	0	0	0	0	0	1

Source: HEMIS of NMC 2082-83

The image shows a **Staff Contract Based Report** from Nilkantha Multiple Campus. It presents a summary of both teaching and non-teaching staff categorized by their posts, employment types (permanent, temporary, contract, and part-time), and gender (male, female, and others).

Each row represents a specific post such as Lecturer, Campus Chief, Office Helper, Librarian, and others. The table displays how many staff members are working in each position under different contract types, along with their gender distribution. At the end of each row, a grand total shows the total number of staff in that post.

Overall, this report helps to clearly understand the distribution of staff by position, employment status, and gender within the campus.



SECTION 9 STUDENT TEACHER RATIO

The student-teacher ratio is defined by number of students for every one teacher in a school, college, or university.

$$\text{Student teacher ratio} = \frac{\text{Total number of student}}{\text{Total number of teacher}}$$

Figure 22: Student Teacher Ratio.

Faculty Based Teacher Student Ratio				
S. No.	Faculty of the Teacher	Total no. of Teachers	Total no. of Students	Ratio (student/teacher)
1	Education	19	409	21.53
2	Management	11	486	44.18
3	Humanities	10	34	3.40

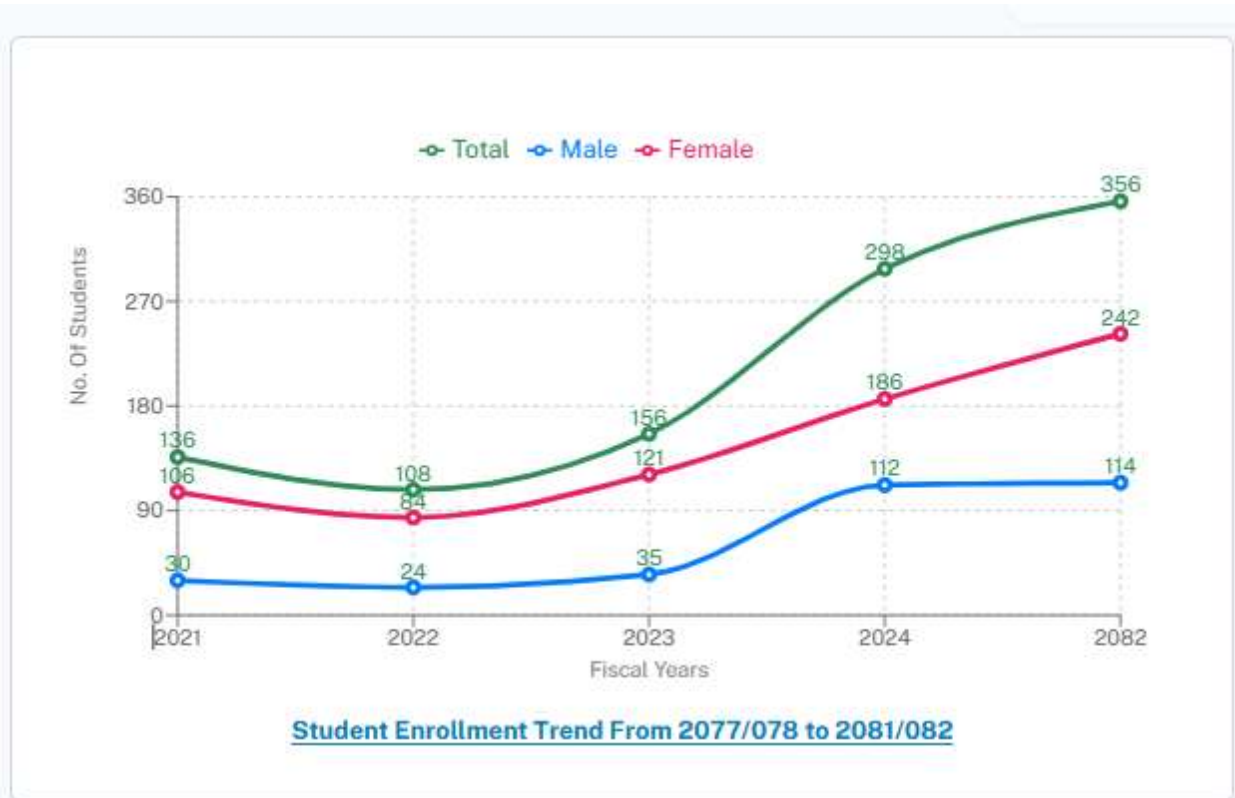
Source: HEMIS of NMC 2082-83

The image shows a **Faculty Based Teacher-Student Ratio** table. It lists different faculties—Education, Management, and Humanities—along with the total number of teachers and students in each. The table also presents the student-to-teacher ratio, indicating how many students are assigned to each teacher. For example, Management has the highest ratio, while Humanities has the lowest, showing a smaller number of students per teacher.

SECTION 10: RESENT TRENDS (ENROLLMENT, GRADUATES, PASS RATE, AND FINANCING)

10.1 STUDENTS' ENROLLMENT TRENDS.

Figure 23:
Student Enrollment Trend From 2078/79 to 2082/83



Source: HEMIS of NMC 2082-83

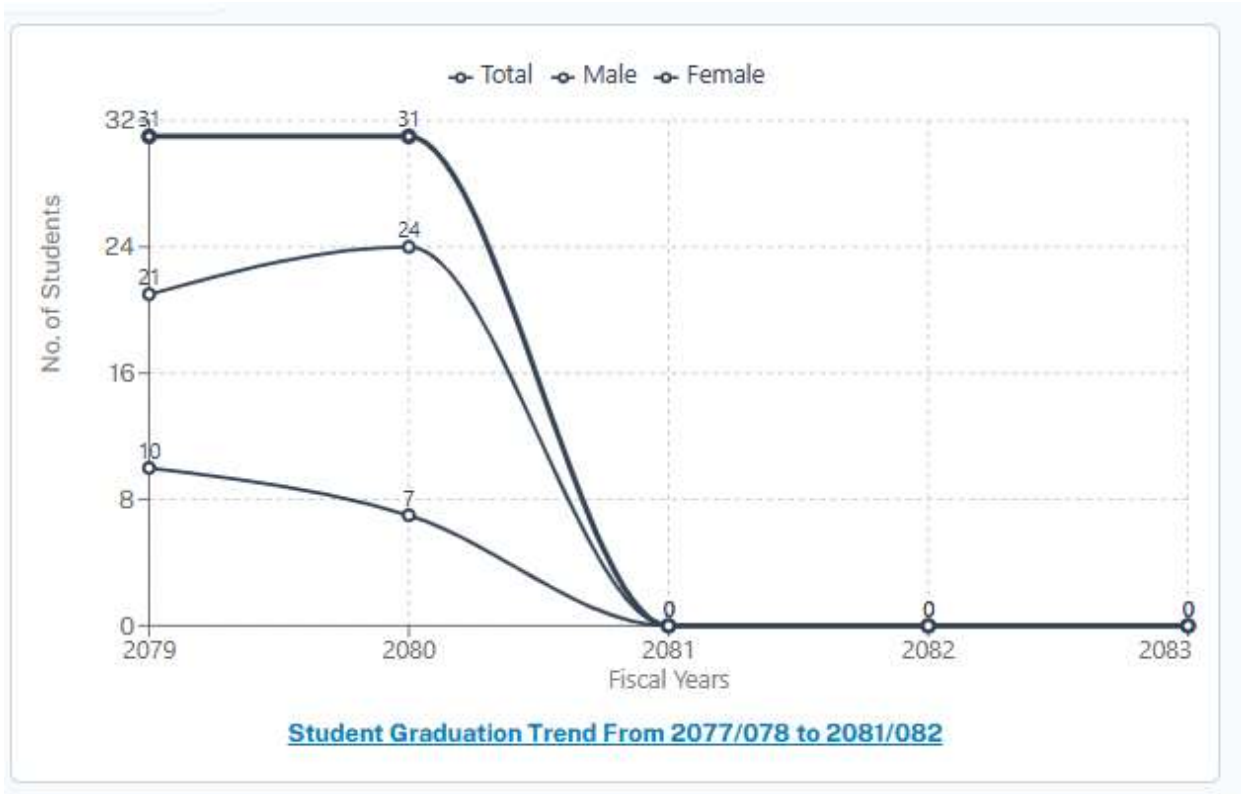
The image shows a line graph of student enrollment trends over several fiscal years. It compares total students with male and female counts. From 2021 to 2022, enrollment slightly decreases, but from 2023 onward there is a steady and sharp increase. By the final year, the total number of students reaches its highest point, with both male and female enrollments rising, although female students consistently outnumber male students throughout the period.

10.2 STUDENTS' GRADUATION TRENDS.

Figure 24 shows the students' graduation trends in NMC from 2078/079-2082/83.

Figure 8:

Student Graduates Trends in NMC From 2078/79 to 2081/82



Source: HEMIS of NMC 2082-83

The image presents a line graph showing student graduation trends over several fiscal years. It compares total graduates with male and female numbers. In 2079 and 2080, the total number of graduates is relatively high, with males outnumbering females. However, from 2081 onward, the number of graduates drops sharply to zero for both genders and remains at zero in the following years, indicating no recorded graduations during that period.

10.3 PASS RATE TRENDS

figure 25 shows the pass rate trends of NMC.

2083/01/20
Passout Report

Nilkantha Multiple Campus
Neotakantha Municipality - 3 Dhading

Mohan Pyakurel

Passout Reports

Program	Year/Semester	Total Appeared	Total Pass	Pass Rate	Girls		Boys		EDJ		Dalits		Madhesi		Others		Janajati	
					TA	TP	TA	TP	TA	TP	TA	TP	TA	TP	TA	TP		
BBS	First Year	112	27	24.11%	68	16	44	11	0	0	14	6	1	0	23	3	74	18
B.Ed.	First Year	82	19	23.17%	58	16	24	3	0	0	5	0	0	0	8	0	69	19

Source: HEMIS of NMC 2082-83

The image shows a web-based dashboard of a pass-out report from Nilkantha Multiple Campus. It displays a table comparing two programs, BBS and B.Ed., for the first year. The table includes total students appeared, total passed, and pass rates, along with detailed breakdowns by gender and different social groups. BBS has 112 students with a 24.11% pass rate, while B.Ed. has 82 students with a 23.17% pass rate. The interface also includes a sidebar menu with various sections like application, academics, library, and HEMIS.

SECTION 11: ANNEX SUMMARY ENROLLMENT BY LEVEL, FACULTY, PROGRAM, GENDER, AND CASTE ETHNICITY

Table 1:
Summary Enrollment by Level, Faculty, Program, Gender, and Cast Ethnicity.

GPI Index of the campus by program

S.N.	Program Name	Level	Faculty	Male	Female	Others	GPI	Total
1	Bachelor's Degree in Business Studies	Bachelor	Management	135	284	0	2.10	419
2	Bachelor's Degree in Humanities	Bachelor	Humanities	22	39	0	1.77	61
3	Bachelor's Degree in Education	Bachelor	Educatons	83	283	0	3.41	366
4	Master's Degree in Business Studies (sem)	Master	Management	26	54	0	2.08	80
5	Master's Degree in Education (Sem)	Master	Educatons	27	65	0	2.41	92
6	Bachelor in Information Communication Technology Education	Bachelor	Educatons	22	14	0	0.64	36
Grand Total				315	739	0	2.35	1054

Different program by ethnicity

S.No.	Program Name	Level	Faculty	Brahman	Dalit	Muslim	Tharu	Janajati	Others	Madhesi	Chhetri	Total
1	Business Studies	Bachelor	Management	0	45	0	0	209	77	4	58	393
2	Humanities	Bachelor	Humanities	0	9	0	0	30	3	0	8	50
3	Education	Bachelor	Educatons	0	24	2	0	194	31	0	100	351
4	Business Studies (sem)	Master	Management	0	3	0	1	42	20	1	9	76
5	Education (Sem)	Master	Educatons	0	5	0	0	36	13	0	23	77
6	Bachelor in Information Communication Technology Education	Bachelor	Educatons	0	2	0	0	17	7	1	5	32
Grand Total				0	88	2	1	528	151	6	203	979

Students by Program, Ethnicity, and Gender

S.No.	Program Name	Gender			Ethnicity									
		Male	Female	Others	Total	Brahman	Dalit	Muslim	Tharu	Janajati	Others	Madhesi	Chhetri	Total
1	Bachelor's Degree in Business Studies	135	284	0	419	0	45	0	0	209	77	4	58	393

Source: HEMIS of NMC 2082-83

shows that Nilkantha Multiple Campus had a total enrollment of 1,054 students, with female students (739) significantly outnumbering male students (315), resulting in a high Gender Parity Index (GPI) of 2.35. Bachelor-level programs enrolled the majority of students, with Bachelor's Degree in Business Studies (419) and Bachelor's Degree in Education (366) having the highest enrollment. Faculty-wise, Management and Education attracted the largest number of students, while Humanities had comparatively lower enrollment. In terms of caste/ethnicity, Janajati students formed the largest group (528), followed by Chhetri (203) and Dalit (88), whereas Madhesi, Muslim, and Tharu students had very low representation. Overall, the data indicate strong female participation and high enrollment in bachelor-level programs, but also highlight the need for greater inclusion of underrepresented ethnic groups.